

**Rare Tumors In Children and Adolescents Dominik T. Schneider (Edited by)  
Ines B. Brecht (Edited by) Thomas A. Olson (Edited by) Andrea Ferrari  
(Edited by)**

**Series:** Pediatric Oncology      **Edition:**  
**Imprint:** Springer-Verlag Berlin and Heidelberg GmbH & Co. K      **Publisher:** Springer-Verlag Berlin and Heidelberg GmbH & Co. KG  
**Pub Date:** 01 Jul 2011      **Publishing Status:** Forthcoming

No image available

**Published in:** Germany

Hardback 300pp 500 black & white illustrations

**ISBN13:** 9783642041969    **ISBN13:** 978-3-642-04196-9    **ISBN10:** 3642041965

**Exclusive rights for sale in:** Worldwide

**Contents:** A: GENERAL Introduction: Rare tumors -- a different perspective on oncology.-Epidemiology and etiology of rare malignant tumors in children and adolescents.-Diagnosis and treatment of rare tumors in children and adolescents.-The national and international rare tumor groups.-Information and resources for patients with rare tumors.    B: SPECIFIC Rare tumors of the head and neck region.-Rare tumors of the thorax.-Rare tumors of the gastrointestinal tract.-Tumors of the female genital organs.-Tumors of the male genital organs.-Extragenital germ cell tumors.-Rare non-germ-cell tumors of the urinary tract.-Rare tumors of the peripheral nervous system.-Rare tumors of the skin and subcutaneous tissue.-Rare mesenchymal tumors.-Tumors of unknown primary site.-Rare tumors as second malignancies.

**BIC Subject & Qualifiers:**      Oncology (MJCL)  
Surgical oncology (MNK)  
Paediatric medicine (MJW)

**E4Libraries Subject:**      Health and Fitness (HEA)

**BISAC Subject:**      MEDICAL / Oncology (MED062000)  
MEDICAL / Surgery / General (MED085000)  
MEDICAL / Pediatrics (MED069000)

**Readership Level:**      Professional & Vocational

Area	Organisation	Role	Area	Organisation	Role
UK	Springer Distribution Center	BookNet Default	OTHER	Springer Verlag Hong Kong	Distributor
UK	Springer-Verlag	Distributor	OTHER	Springer-Verlag Tokyo	Distributor
EUR	Springer-Verlag	Distributor	OTHER	Springer Books (India) Pvt Ltd	Distributor
EUR	Springer-Verlag	Distributor			
EUR	Springer-Verlag France	Distributor			
EUR	Springer-Verlag Iberica SA	Distributor			
EUR	Freihof AG	Distributor			
EUR	Springer-Verlag Wien	Distributor			
EUR	Springer Hungarica Kiado Kft	Distributor			
US	Springer-Verlag New York Inc.	Distributor			
AU	Central Book Services	Distributor			
NZ	Central Book Services	Distributor			
SA	Stephan Phillips	Distributor			

**Handbook of Pediatric Surgical Patient Care Alan P. Ladd (Edited by)  
Frederick J. Rescorla (Edited by) Jay L. Grosfeld (Edited by)**

**Series:** **Edition:**  
**Imprint:** World Scientific **Publisher:** World Scientific  
Publishing Co Pte Ltd Publishing Co Pte Ltd  
**Pub Date:** 30 Apr 2011 **Publishing Status:** Forthcoming

No image  
available

**Published in:** Singapore

Hardback 600pp

**ISBN13:** 9789814287883 **ISBN13:** 978-981-4287-88-3 **ISBN10:** 9814287881

**Wholesaler:** BTB ING

**For sale in:** Worldwide

**Description:** "Handbook of Pediatric Surgical Patient Care" focuses on the decision-making process in the overall management of the pediatric surgical patient and provides guidelines for diagnosis. The book covers topics ranging from a wide spectrum of neonatal conditions and surgical critical care to other childhood afflictions, pediatric cancer and the injured child. It also focuses on the current management of common childhood conditions including appendicitis, pyloric stenosis and hernias. Algorithms are employed in an effort to streamline surgical care. The purpose of this handbook is to provide a brief, easily accessible, rapid source of contemporary information to students, residents and practitioners caring for infants and children with surgical disorders.

**Contents:** Physiologic Considerations of Newborn/Child; Trauma; Tumors (Abdominal Mass); Transplantation; Head/Neck; Thorax; Abdomen; Liver, Biliary Tree, Pancreas; Urologic Considerations; Vascular Malformations; Special Considerations.

**BIC Subject & Qualifiers:** General surgery (MNC)  
Paediatric medicine (MJW)  
**E4Libraries Subject:** Health and Fitness (HEA)  
**BISAC Subject:** MEDICAL / Surgery / General (MED085000)  
MEDICAL / Perinatology & Neonatology (MED070000)  
**Readership Level:** Postgraduate, Research & Scholarly

Area	Organisation	Role	Area	Organisation	Role
UK	Marston Book Services Ltd	BookNet Default	SING	World Scientific Publishing Co Pte.Ltd ,Singapore	Distributor
UK	Marston Book Services Ltd	Distributor			
AU	Central Book Services	Distributor	OTHER	World Scientific Publishing (HK) Co	Distributor
NZ	Central Book Services	Distributor	OTHER	Librairie Internationale	Distributor
CAN	World Scientific Publishing Co Inc (USA)	Distributor	OTHER	Parry's Book Center Sdn Bhd	Distributor
			OTHER	Unalis Corporation	Distributor
			OTHER	Marston Book Services Ltd	Distributor

**Textbook of Clinical Pediatrics A.Y. Elzouki (Author) H. Nazer (Author) F.B. Stapleton (Author) R.J. Whitley (Author) William OH (Author) H.A. Harfi (Author)**

**Series:** **Edition:** 2nd edition  
**Imprint:** Springer-Verlag Berlin and Heidelberg GmbH & Co. K **Publisher:** Springer-Verlag Berlin and Heidelberg GmbH & Co. KG  
**Pub Date:** 01 Mar 2011 **Publishing Status:** Forthcoming



**Published in:** Germany

Ebook eReference work

**ISBN13:** 9783642022029 **ISBN13:** 978-3-642-02202-9 **ISBN10:** 3642022022

**Exclusive rights for sale in:** Worldwide

**Description:** The second edition of the textbook is planned to become a MRW-textbook. It will be written by 150 eminent pediatricians and scientists from leading university hospitals and health centers in North America, Europe, Asia and Australia. Written with more than 310 chapters, the book will encompass virtually all pediatric subspecialties, covering every pediatric disease and organ system. It's strong clinical focus with a problem based approach will help practicing pediatricians, residents, medical students as well as family practitioners to manage sick children in a practical way, based on scientific evidence. Thus, it will become a valuable reference and resource for all health care practitioners dealing with pediatric patients.

**BIC Subject & Qualifiers:** Paediatric medicine (MJW)  
 Medicine: general issues (MB)  
 Clinical & internal medicine (MJ)  
 Renal medicine & nephrology (MJR)  
 Nursing (MQC)  
 Surgery (MN)

**E4Libraries Subject:** Health and Fitness (HEA)

**BISAC Subject:** MEDICAL / Pediatrics (MED069000)  
 MEDICAL / Nephrology (MED055000)  
 MEDICAL / Nursing / Fundamentals & Skills (MED058050)  
 MEDICAL / Surgery / General (MED085000)

**Readership Level:** Professional & Vocational

Area	Organisation	Role	Area	Organisation	Role
UK	Springer Distribution Center	BookNet Default	WWW	netLibrary, a division of OCLC	Online

**Textbook of Clinical Pediatrics A.Y. Elzouki (Author) H. Nazer (Author) F.B. Stapleton (Author) R.J. Whitley (Author) William Oh (Author) H.A. Harfi (Author)**

**Series:** **Edition:** 2nd edition  
**Imprint:** Springer-Verlag Berlin and Heidelberg GmbH & Co. K **Publisher:** Springer-Verlag Berlin and Heidelberg GmbH & Co. KG  
**Pub Date:** 01 Mar 2011 **Publishing Status:** Forthcoming



**Published in:** Germany

Mixed media product 1800pp 750 black & white illustrations Contains Hardback and Online resource

**ISBN13:** 9783642022036 **ISBN13:** 978-3-642-02203-6 **ISBN10:** 3642022030

Exclusive rights for sale in: Worldwide

**BIC Subject & Qualifiers:** Paediatric medicine (MJW)  
Medicine: general issues (MB)  
Clinical & internal medicine (MJ)  
Renal medicine & nephrology (MJR)  
Nursing (MQC)  
Surgery (MN)

**E4Libraries Subject:** Health and Fitness (HEA)

**BISAC Subject:** MEDICAL / Pediatrics (MED069000)  
MEDICAL / Nephrology (MED055000)  
MEDICAL / Nursing / Fundamentals & Skills (MED058050)  
MEDICAL / Surgery / General (MED085000)

**Readership Level:** Professional & Vocational

Area	Organisation	Role	Area	Organisation	Role
UK	Springer Distribution Center	BookNet Default	OTHER	Springer Verlag Hong Kong	Distributor
UK	Springer-Verlag	Distributor	OTHER	Springer-Verlag Tokyo	Distributor
EUR	Springer-Verlag	Distributor	OTHER	Springer Books (India) Pvt Ltd	Distributor
EUR	Springer-Verlag	Distributor			
EUR	Springer-Verlag France	Distributor			
EUR	Springer-Verlag Iberica SA	Distributor			
EUR	Freihofer AG	Distributor			
EUR	Springer-Verlag Wien	Distributor			
EUR	Springer Hungarica Kiado Kft	Distributor			
US	Springer-Verlag New York Inc.	Distributor			
AU	Central Book Services	Distributor			
NZ	Central Book Services	Distributor			
SA	Stephan Phillips	Distributor			

**Textbook of Clinical Pediatrics Abdelaziz Y. Elzouki (Author) Fiona Stapleton, BSc MSc PhD MCOptom DCLP FAAO (Cornea University of South Wales, Sydney) (Author) R.J. Whitley (Author) William Oh (Author) H.A. Harfi (Author) H. Nazer (Author)**

**Series:** **Edition:** 2nd Revised edition

**Imprint:** Springer-Verlag Berlin and Heidelberg GmbH & Co. K **Publisher:** Springer-Verlag Berlin and Heidelberg GmbH & Co. KG

**Pub Date:** 01 Feb 2011 **Publishing Status:** Forthcoming



**Published in:** Germany

Hardback 1800pp h260mm x w193mm 750 black & white illustrations 2 Hardbacks

**ISBN13:** 9783642022012 **ISBN13:** 978-3-642-02201-2 **ISBN10:** 3642022014

**Wholesaler:** BTB

Exclusive rights for sale in: Worldwide

**Description:** The second edition of the textbook is planned to become a MRW-textbook. It will be written by 150 eminent pediatricians and scientists from leading university hospitals and health centers in North America, Europe, Asia and Australia. Written with more than 310 chapters, the book will

encompass virtually all pediatric subspecialties, covering every pediatric disease and organ system. Its strong clinical focus with a problem based approach will help practicing pediatricians, residents, medical students as well as family practitioners to manage sick children in a practical way, based on scientific evidence. Thus, it will become a valuable reference and resource for all health care practitioners dealing with pediatric patients.

**Contents:** Genetic Disorders. - Important Inborn Errors of Metabolism. - Growth and its Disorders, Development and its Disorders. -- Neonatology. - Pediatric Emergencies and Critical Care. - Infectious Diseases. - Primary Immunodeficiency Disorders. - Allergic Diseases. - Pediatric Rheumatology. - Respiratory Disorders. -Fluid Therapy, Sodium Disorders and Acid-Base Disturbances. - Kidney and Urinary Tract Disorders. - Blood Diseases. - Pediatric Oncology. - Pediatric Nutrition. - Oral and Craniofacial Disorders. - Gastrointestinal and Liver Disorders. - Endocrine Disorders. - Gynecologic Disorders of Childhood. - Bone Disorders. - Pediatric Neurology. - Pediatric Cardiology. - Pediatric Ophthalmology. -Pediatric Otolaryngology. - Disorders of the Skin. - Pediatric Burns. -Learning and Behavioral Disorders, and Child Psychiatry. - Adolescent Medicine. - Pediatric Poisoning. - Reference Laboratory Values and Drug Dosages.

**BIC Subject & Qualifiers:** Paediatric medicine (MJW)  
Medicine: general issues (MB)  
Clinical & internal medicine (MJ)  
Renal medicine & nephrology (MJR)  
Nursing (MQC)  
Surgery (MN)

**E4Libraries Subject:** Health and Fitness (HEA)

**BISAC Subject:** MEDICAL / Pediatrics (MED069000)  
MEDICAL / Nephrology (MED055000)  
MEDICAL / Nursing / Fundamentals & Skills (MED058050)  
MEDICAL / Surgery / General (MED085000)

**Readership Level:** Professional & Vocational

Area	Organisation	Role	Area	Organisation	Role
UK	Springer Distribution Center	BookNet Default	OTHER	Springer Verlag Hong Kong	Distributor
UK	Springer-Verlag	Distributor	OTHER	Springer-Verlag Tokyo	Distributor
EUR	Springer-Verlag	Distributor	OTHER	Springer Books (India) Pvt Ltd	Distributor
EUR	Springer-Verlag	Distributor			
EUR	Springer-Verlag France	Distributor			
EUR	Springer-Verlag Iberica SA	Distributor			
EUR	Freihofer AG	Distributor			
EUR	Springer-Verlag Wien	Distributor			
EUR	Springer Hungarica Kiado Kft	Distributor			
US	Springer-Verlag New York Inc.	Distributor			
AU	Central Book Services	Distributor			
NZ	Central Book Services	Distributor			
SA	Stephan Phillips	Distributor			

## Limb Malformations **Stefan Mundlos (Author)** **Gabriele Gillessen-Kaesbach (Author)**

**Series:** **Edition:**  
**Imprint:** Springer-Verlag Berlin and Heidelberg GmbH & Co. K **Publisher:** Springer-Verlag Berlin and Heidelberg GmbH & Co. KG  
**Pub Date:** 01 Jan 2011 **Publishing Status:** Forthcoming



**Published in:** Germany

Hardback 300pp h260mm x w193mm 1200 black & white illustrations

**ISBN13:** 9783540959274 **ISBN13:** 978-3-540-95927-4 **ISBN10:** 3540959270

**Exclusive rights for sale in:** Worldwide

**Description:** Congenital malformations are a major health problem in western societies. They can occur for various reasons ranging from genetic causes in monogenetic and polygenetic conditions to maternal infections and the teratogenic effects of drugs. In many cases, the cause of the malformation remains unknown. Limb malformations occur at a relatively high frequency and can often be associated with other abnormalities as part of a syndrome. In other cases, they occur as an isolated trait affecting only the limbs. The phenotype of limb malformations is extremely heterogeneous and even among genetically determined conditions a wide variability exists. This often makes an accurate diagnosis difficult. Therefore, one aim of this atlas is to present a comprehensive overview of limb malformation phenotypes in order to provide the clinician with a tool that facilitates the diagnostic process. With the enormous recent advances in molecular and developmental biology, the genetic basis of many limb malformations and their relationship to each other has been elucidated. Another aim of this atlas is thus to provide the reader with a basic understanding of the molecular pathology of these conditions.

The book is extensively illustrated with clinical photos and radiographs of conditions or groups of related conditions on one page plus a clinical summary and, if known, the molecular basis of the conditions on the opposite page.

**Contents:** Introduction: Principles of Limb Development. -- Clinical Evaluation of the Limb. -- Radiology of the Hand. -- Disorders: Classification and Nomenclature of Congenital Limb Anomalies. -- The Hand in Congenital Malformation Syndromes. -- Polydactyly. -- Reduction Anomalies. -- Hypoplasia unilateral. -- Defects Ray/Tibia. -- Defects Ulnar Ray/Fibula. -- Defects Proximal Limb. -- Non-genetic Reduction anomalies. -- Defects in Dorso-ventral patterning. -- Brachydactyly. -- Syndactyly. -- Defects of Joint formation/Synostosis. -- Syndromes with Various Types of Limb Malformations. -- Contracture Deformities. -- Acromesomeclia Dysplasia. -- Macrodactyly/Overgrowth. - Ectodermatoses

**BIC Subject & Qualifiers:**  
Musculoskeletal medicine (MJE)  
Orthopaedics & fractures (MNS)  
Medical genetics (MFN)  
Paediatric medicine (MJW)

**E4Libraries Subject:** Health and Fitness (HEA)

**Dewey:** 617.58043(DC22)

**BISAC Subject:**  
MEDICAL / Internal Medicine (MED045000)  
MEDICAL / Orthopedics (MED065000)  
MEDICAL / Genetics (MED107000)  
MEDICAL / Pediatrics (MED069000)

**Readership Level:** Professional & Vocational

Area	Organisation	Role	Area	Organisation	Role
UK	Springer Distribution Center	BookNet Default	OTHER	Springer Verlag Hong Kong	Distributor
UK	Springer-Verlag	Distributor	OTHER	Springer-Verlag Tokyo	Distributor
EUR	Springer-Verlag	Distributor	OTHER	Springer Books (India) Pvt Ltd	Distributor
EUR	Springer-Verlag	Distributor			
EUR	Springer-Verlag France	Distributor			
EUR	Springer-Verlag Iberica SA	Distributor			
EUR	Freihofer AG	Distributor			
EUR	Springer-Verlag Wien	Distributor			
EUR	Springer Hungarica Kiado Kft	Distributor			
US	Springer-Verlag New York Inc.	Distributor			
AU	Central Book Services	Distributor			
NZ	Central Book Services	Distributor			
SA	Stephan Phillips	Distributor			

---

**Handbook on the Neuropsychology of Epilepsy William B. Barr (Edited by)  
Chris Morrison (Edited by)**

**Series:** **Edition:**  
**Imprint:** Springer-Verlag New York **Publisher:** Springer-Verlag New York  
Inc. Inc.  
**Pub Date:** 01 Dec 2010 **Publishing Status:** Forthcoming

No image  
available

**Published in:** United States

Hardback 450pp h260mm x w193mm

**ISBN13:** 9780387928258 **ISBN13:** 978-0-387-92825-8 **ISBN10:** 0387928251

**Wholesaler:** ING

**Exclusive rights for sale in:** Worldwide

**Description:** Epilepsy is a prevalent condition affecting approximately 1 per cent of the general population. Its behavioral effects on cognition and memory can be as debilitating as the physical aspects caused by ongoing seizures. This book is intended primarily for clinical neuropsychologists who encounter patients with epilepsy, either through employment in academic medical centers or in general practice. The book is of particular value to those working in a comprehensive epilepsy center, as the volume provides extensive coverage of the many clinical procedures performed in that setting. Procedures reviewed in this volume include neuropsychological testing, the Wada procedures, and brain mapping. Chapters include descriptions of the purpose of these procedures, reviews of the recent literature, clinical vignettes, in addition to concrete recommendations on how to actually conduct the procedures. Many chapters provide examples of test forms and stimuli useful for conducting some of the procedures reviewed in this book.

Neurologists and pediatricians will also find this book to be helpful, as many medical practitioners consider the activities of clinical neuropsychologists working in their settings to be somewhat mysterious. This book makes the details of neuropsychological practice in an epilepsy setting more accessible than what has been present in prior literature.

**Contents:** Section I: Introduction.- Historical Introduction on Epilepsy and Neuropsychology.- Neuropsychological Testing of Patients with Epilepsy.- Section II: Evaluation of the Surgical Candidate.- Neuropsychological Evaluation of the Presurgical Candidate.- The Wada Test.- Extraoperative and Intraoperative Brain Mapping.- Structural Imaging and Quantitative MRI.- Functional Imaging Techniques: fMRI and MEG.- Postoperative Neuropsychological Testing.- Section III. Special Topics.- Children.- Adolescents and Young Adults.- Elderly Patients.- Adults in the Work Force.- Developmentally Disabled Adults.- Psychotherapeutic Approaches.- Cognitive Remediation.- Section IV. Summary and Conclusion.- Future Trends

**Author Biography:** William B. Barr, Ph.D., ABPP is the chief of neuropsychology at the NYU Comprehensive Epilepsy Center and an associate professor of neurology and psychiatry at the NYU School of Medicine. Included among his clinical duties are neuropsychological assessments, Wada tests, and brain mapping procedures on patients undergoing surgical treatment for epilepsy. He also specializes in neuropsychological assessment of patients with memory disorders resulting from brain injury, dementia, psychiatric disorders, and medical illness. His primary research interests include memory and other aspects of cognitive and behavioral functioning in epilepsy. He also researches sports concussion and serves at the neuropsychological consultant to various sports teams around the New York region. Dr. Barr is board certified in clinical neuropsychology, with more than 20 years of experience in working with epilepsy patients in specialized settings. He lectures extensively on the topic and has trained a generation of neuropsychologists working in epilepsy settings across the country. Chris E. Morrison, Ph.D., ABPP is a clinical neuropsychologist at the NYU Comprehensive Epilepsy Center. She received her doctoral degree from the City University of New York Graduate School at Queens College. After completing her internship at Long Island Jewish Medical Center, she received grant funding for a post-doctoral fellowship at Mount Sinai Medical Center (specializing in movement disorders) and then went on to complete a second fellowship at the NYU Comprehensive Epilepsy Center. In her current faculty position at the CEC, she is involved with clinical, training, and research activities. Her research interests include the cognitive, behavioral, and affective sequelae of neurological diseases and their treatments, with a specific focus on epilepsy and movement disorders, and she has published in these areas. She is an active member in state and international organizations that represent the interests of the field of neuropsychology. Dr. Morrison is board certified in clinical neuropsychology, with extensive particular expertise in performing specialized neuropsychological procedures including the Wada test and both intraoperative and extraoperative language mapping. Dr. Morrison is actively engaged in research on these procedures and in training graduate students on how to work with epilepsy patients.

**BIC Subject & Qualifiers:** Neurology & clinical neurophysiology (MJN)  
Neurosurgery (MNN)  
Paediatric medicine (MJW)

**E4Libraries Subject:** Health and Fitness (HEA)

**BISAC Subject:** PSYCHOLOGY / Neuropsychology (PSY020000)  
MEDICAL / Pediatrics (MED069000)

**Readership Level:** Professional & Vocational

Area	Organisation	Role	Area	Organisation	Role
UK	Springer Distribution Center	BookNet Default	OTHER	Springer Verlag Hong Kong	Distributor
UK	Springer-Verlag	Distributor	OTHER	Springer-Verlag Tokyo	Distributor
EUR	Springer-Verlag	Distributor	OTHER	Springer Books (India) Pvt Ltd	Distributor
EUR	Springer-Verlag	Distributor			
EUR	Springer-Verlag France	Distributor			
EUR	Springer-Verlag Iberica SA	Distributor			
EUR	Freihofer AG	Distributor			
EUR	Springer-Verlag Wien	Distributor			
EUR	Springer Hungarica Kiado Kft	Distributor			
AU	Central Book Services	Distributor			
NZ	Central Book Services	Distributor			

**Congenital Malformations of the Head and Neck Lisa M. Elden (Edited by)  
Karen B. Zur (Edited by)**

**Series:** **Edition:**  
**Imprint:** Springer-Verlag New York Inc. **Publisher:** Springer-Verlag New York Inc.  
**Pub Date:** 01 Nov 2010 **Publishing Status:** Forthcoming



**Published in:** United States

Hardback 200pp h279mm x w210mm 50 black & white illustrations, 50 colour illustrations

**ISBN13:** 9781441917133 **ISBN13:** 978-1-4419-1713-3 **ISBN10:** 1441917136

**Exclusive rights for sale in:** Worldwide

**BIC Subject & Qualifiers:** Otorhinolaryngology (ENT) (MJP)  
Paediatric medicine (MJW)  
Surgery (MN)

**E4Libraries Subject:** Health and Fitness (HEA)

**BISAC Subject:** MEDICAL / Otorhinolaryngology (MED066000)  
MEDICAL / Pediatrics (MED069000)

**Readership Level:** Professional & Vocational

Area	Organisation	Role	Area	Organisation	Role
UK	Springer Distribution Center	BookNet Default	OTHER	Springer Verlag Hong Kong	Distributor
UK	Springer-Verlag	Distributor	OTHER	Springer-Verlag Tokyo	Distributor
EUR	Springer-Verlag	Distributor	OTHER	Springer Books (India) Pvt Ltd	Distributor
EUR	Springer-Verlag	Distributor			
EUR	Springer-Verlag France	Distributor			
EUR	Springer-Verlag Iberica SA	Distributor			
EUR	Freihofer AG	Distributor			
EUR	Springer-Verlag Wien	Distributor			
EUR	Springer Hungarica Kiado Kft	Distributor			
AU	Central Book Services	Distributor			
NZ	Central Book Services	Distributor			

---

**Praxis Der Kinder- Und Jugendtraumatologie Hans-Georg Dietz (Edited by)  
Peter P Schmittenebecher (Edited by) Peter Illing (Edited by) Theddy Slongo  
(Edited by) Dirk W Sommerfeldt (Edited by)**

**Series:** **Edition:**  
**Imprint:** Not Avail **Publisher:** Not Avail  
**Pub Date:** 28 Oct 2010 **Publishing Status:** Forthcoming



**Published in:** United States

**Language:** German

Hardback 450pp

**ISBN13:** 9783642129346 **ISBN13:** 978-3-6421-2934-6 **ISBN10:** 364212934X

**Wholesaler:** ING

**BIC Subject & Qualifiers:** Surgery (MN)  
Paediatric medicine (MJW)  
**E4Libraries Subject:** Health and Fitness (HEA)  
**BISAC Subject:** MEDICAL / Surgery / General (MED085000)  
MEDICAL / Pediatrics (MED069000)  
**Readership Level:** General (US: Trade)

---

**Pediatric Vascular Neurosurgery, an Issue of Neurosurgery Clinics Paul  
Klimo (Author) Cormac O. Maher (Author) Edward R. Smith (Author)**

**Series:** The Clinics: Surgery v. 21 **Edition:**  
-3  
**Imprint:** Saunders **Publisher:** Elsevier Health Sciences  
**Pub Date:** 08 Sep 2010 **Publishing Status:** Forthcoming



**Published in:** United Kingdom

Hardback

**ISBN13:** 9781437718409 **ISBN13:** 978-1-4377-1840-9 **ISBN10:** 143771840X

**Wholesaler:** GARD ING

**Exclusive rights for sale in:** Worldwide

**Description:** Dr. Paul Klimo, a Neurosurgeon with the Wright-Patterson Medical Center at the Wright-Patterson United States Air Force Base in Ohio guest edits this informative issue on pediatric vascular neurosurgery. Dr. Klimo and his contributors cover numerous key topics, including normal and abnormal development of the intracranial vascular system, congenital and inherited pediatric neurovascular diseases, diagnosis and management of arteriovenous malformations in children, radiosurgery for pediatric arteriovenous malformations, neurointerventional techniques in children, intracranial cavernous malformations in children, spinal vascular malformations in children, and many more.

**Author Biography:** MD, MPH, Maj. USAF

**BIC Subject & Qualifiers:** Neurosurgery (MNN)  
Paediatric medicine (MJW)  
**E4Libraries Subject:** Health and Fitness (HEA)

**Dewey:** 617.480083(DC22)  
**BISAC Subject:** MEDICAL / Surgery / Neurosurgery (MED085010)  
**Readership Level:** Professional & Vocational

Area	Organisation	Role
UK	Elsevier Books Customer Services	BookNet Default
UK	Elsevier Books Customer Services	Distributor
US	Elsevier Publishing Company	Distributor
AU	Elsevier Australia	Distributor
NZ	Elsevier Australia	Distributor
SA	Elsevier Science B V	Distributor
CAN	Elsevier Science Inc	Distributor
UK	Elsevier Books Customer Services	Representative
SA	Elsevier Science B V	Representative

---

## The Pediatric Foot and Ankle, An Issue of Foot and Ankle Clinics Raymond J. Sullivan (Author)

**Series:** The Clinics: Orthopedics **Edition:** v. 15-2  
**Imprint:** Saunders **Publisher:** Elsevier Health Sciences  
**Pub Date:** 09 Aug 2010 **Publishing Status:** Forthcoming

No image available

**Published in:** United Kingdom

Hardback

**ISBN13:** 9781437718218 **ISBN13:** 978-1-4377-1821-8 **ISBN10:** 1437718213

**Wholesaler:** GARD ING

**Exclusive rights for sale in:** Worldwide

**Description:** Articles in this issue include: Adolescent Accessory Navicular; Flexible Pes Planus; Residual Clubfoot Deformity in Children; Gastroc/Soleus Contractures and Toe Walking; Late Sequelae of Childhood Clubfoot Treatment; Tarsal Coalitions; Update on the Treatment of Idiopathic Clubfoot and the Implications for the Adolescent and Adult Foot and Ankle; The Use of Gait Analysis in the Treatment of Pediatric Foot and Ankle Disorders; Ilizarov External Fixation in the Correction of Severe Pediatric Foot and Ankle Deformities; and, Subtalar Athroerisis in Pediatric Flatfoot Reconstruction.

**BIC Subject & Qualifiers:** Paediatric medicine (MJW)  
Orthopaedics & fractures (MNS)  
**E4Libraries Subject:** Health and Fitness (HEA)  
**Dewey:** 617.5840083(DC22)  
**BISAC Subject:** MEDICAL / Orthopedics (MED065000)  
**Readership Level:** Professional & Vocational

Area	Organisation	Role
UK	Elsevier Books Customer Services	BookNet Default
UK	Elsevier Books Customer Services	Distributor
US	Elsevier Publishing Company	Distributor
AU	Elsevier Australia	Distributor
NZ	Elsevier Australia	Distributor
SA	Elsevier Science B V	Distributor
CAN	Elsevier Science Inc	Distributor
UK	Elsevier Books Customer Services	Representative
SA	Elsevier Science B V	Representative

## Orthopaedic Knowledge Update: Pediatrics Kit M. Song (Edited by)


<b>Series:</b>		<b>Edition:</b>	4th Revised edition
<b>Imprint:</b>	American Academy of Orthopaedic Surgeons	<b>Publisher:</b>	American Academy of Orthopaedic Surgeons
<b>Pub Date:</b>	15 Jul 2010	<b>Publishing Status:</b>	Forthcoming

**Published in:** United States

Paperback

**ISBN13:** 9780892036431 **ISBN13:** 978-0-89203-643-1 **ISBN10:** 0892036435 **This Product**

**Replaces:** 9780892033539



**Wholesaler:** ING

**Description:** Prepare for patient consultations quickly and easily with this time-saving digest of the latest advances in pediatric orthopaedics. Developed by the Pediatric Orthopaedic Society of North America, and published by AAOS, this new edition explores basic science, trauma, sports-related injuries, infections, and more. Sections address: General Topics; Basic Science; Upper Extremity; Lower Extremity; Spine; Sports-Related Topics; Pediatric Musculoskeletal Trauma. Table of Contents: Section 1: General Topics - Kit M. Song, MD, Section Editor. 1. Pediatric Musculoskeletal Infections; 2. Bone and Soft-Tissue Neoplasms; 3. Pediatric Anesthesia. Section 2: Basic Science - Harry Kwang-Woo Kim, MD, Section Editor. 4. Genetics; 5. Stem Cells; 6. The Biology of Bone Morphogenic Proteins; 7. Bisphosphonate Treatment in Children and Adolescents; 8. Skeletal Dysplasias; 9. Modulation of Skeletal Growth; 10. Cerebral Palsy; 11. Myelomeningocele; 12. Arthrogryptic Syndromes. Section 3: Upper Extremity - Donald S. Bae, MD, Section Editor. 13. Congenital Upper Extremity Differences; 14. Arthrogryposis and Cerebral Palsy in the Upper Extremity; 15. Brachial Plexus Birth Palsy; 16. Transverse Deficiency in the Upper Limb. Section 4: Lower Extremity - Ernest L. Sink, MD, Section Editor. 17. Developmental Dysplasia of the Hip; 18. Adolescent and Young Adult Hip; 19. Perthes; 20. Slipped Capital Femoral Epiphysis; 21. Congenital Abnormalities of Knee and Tibia; 22. The Foot; 23. Limb Lengthening; 24. Lower Limb Prosthetics. Section 5: Spine - Peter O. Newton, MD, Section Editor. 25. Early-Onset Scoliosis; 26. Neuromuscular Spine Deformities; 27. Adolescent Idiopathic Scoliosis; 28. Kyphosis; 29. Miscellaneous. Section 6: Sports-Related Injuries - Mininder S. Kocher, MD, Section Editor. 30. ACL Injuries; 31. Meniscal Injuries and Discoid Lateral Meniscus; 32. Juvenile Osteochondritis Dissecans; 33. Shoulder Injuries in the Pediatric Athlete; 34. Little League Elbow; 35. Overuse Syndromes of the Knee; 36. Ankle Injuries in the Pediatric Athlete; 37. Back Pain in the Pediatric Athlete; 38. Special Considerations in the Pediatric Athlete; 39. Sports Rehabilitation for the Pediatric Athlete. Section 7: Pediatric Musculoskeletal Trauma - James J. McCarthy, MD, Section Editor. 40. Principles of Pediatric Trauma Care; 41. Shoulder and Elbow Trauma; 42. Forearm, Wrist, and Hand Fractures; 43. Pelvis, Hip, and Femur Fractures; 44. Tibia, Ankle, and Foot Fractures; 45. Spine Trauma

<b>BIC Subject &amp; Qualifiers:</b>	Orthopaedics & fractures (MNS) Paediatric medicine (MJW)
<b>E4Libraries Subject:</b>	Health and Fitness (HEA)
<b>Dewey:</b>	618.927(DC22)
<b>BISAC Subject:</b>	MEDICAL / Orthopedics (MED065000) MEDICAL / Pediatrics (MED069000)
<b>Readership Level:</b>	Professional & Vocational

Area	Organisation	Role
UK	Turpin Distribution Services Ltd	BookNet Default
UK	Eurospan Group	Distributor
AU	Central Book Services	Distributor
AU	All Things Medical	Distributor

## Controversies in Pediatric Neurosurgery George Jallo (Edited by) Karl Kothbauer (Edited by) Gustavo Pradilla (Edited by)

<b>Series:</b>		<b>Edition:</b>	
<b>Imprint:</b>	Thieme Medical Publishers Inc	<b>Publisher:</b>	Thieme Medical Publishers Inc
<b>Pub Date:</b>	16 Jun 2010	<b>Publishing Status:</b>	Forthcoming

No image available

**Published in:** United States

Hardback 288pp h280mm x w216mm 156 illustrations (approx.)

**ISBN13:** 9781604060744 **ISBN13:** 978-1-60406-074-4 **ISBN10:** 1604060743

**Wholesaler:** BTB ING

**Exclusive rights for sale in:** United Kingdom, Ireland

**Description:** In Controversies in Pediatric Neurosurgery, leading clinicians from around the globe present concrete advice and frank commentary on alternative options for the treatment and management of specific cranial and spinal disorders. Each succinct, easily accessible chapter addresses a different condition in a point/counterpoint format that discusses the pros and cons of the various treatment options, including surgical approaches and techniques. This highly practical, balanced coverage equips readers to make well-informed choices when selecting the most appropriate treatment modality for a particular diagnosis.

Features: - Lessons Learned at the end of each chapter, in which the authors summarize the debate with multiple viewpoints and carefully considered recommendations based on published evidence and their own clinical experience - Incisive dialogue on twenty hot topics in the field, including how to manage arachnoid cysts, craniosynostosis, tethered cord, hydrocephalus, chiari malformations, epilepsy, aneurysms, and more - Clinical and personal insights from international contributors on the variability of surgical training, experience, and available resources in different parts of the world - Guidance on how to discuss treatment options and strategies to patients and their families This book is essential reading for every clinician, resident, or fellow who needs a firm understanding of the most controversial issues in pediatric neurosurgery to be able to make the best decision for the appropriate treatment option for patients in their care.

**Contents:** Intracranial 1. Sylvian Fissure Arachnoid Cyst 2. Suprasellar Arachnoid Cyst 3. Communicating Hydrocephalus 4. Noncommunicating Hydrocephalus 5. Multicompartment Hydrocephalus 6. Trapped 4th Ventricle 7. Slit Ventricle Syndrome 8. Calvarial Dermoid 9. Craniopharyngioma 10. Hypothalamic Astrocytoma 11. Ependymoma 12. Germinoma 13. Colloid Cyst 14. Sagittal Synostosis 15. Metopic Synostosis 16. Deformational Plagiocephaly 17. Vein of Galen 18. Epidural Empyema 19. Chiari Malformations 20. Epilepsy (Vagal Nerve Stimulators vs Callosotomy) 21. MoyaMoya Disease Intraspinal 22. Myelomeningocele 23. Tethered Spinal Cord 24. Lipomyelomeningocele 25. Herniated Disc 26. Intramedullary Spinal Cord Tumors 27. Spasticity 28. Syringomyelia

<b>BIC Subject &amp; Qualifiers:</b>	Neurosurgery (MNN) Paediatric medicine (MJW)
<b>E4Libraries Subject:</b>	Health and Fitness (HEA)
<b>Dewey:</b>	617.98(DC22)
<b>BISAC Subject:</b>	MEDICAL / Pediatrics (MED069000) MEDICAL / Neurology (MED056000)
<b>LC Subject Heading:</b>	Nervous system - Surgery Child Children - Surgery Infant Nervous System Diseases - surgery Neurosurgical Procedures - methods
<b>Readership Level:</b>	Professional & Vocational

Area	Organisation	Role
UK	Computer Bookshops Ltd	BookNet Default
UK	Computer Bookshops Ltd	Distributor
AU	Elsevier Australia	Distributor
NZ	Elsevier Australia	Distributor
IRL	Computer Bookshops Ltd	Distributor

---


**Pediatric Orthopaedics and Sports Injuries: A Quick Reference Guide** John F. Sarwark (Edited by) Cynthia LaBella (Edited by)

<b>Series:</b>		<b>Edition:</b>	
<b>Imprint:</b>	American Academy of Pediatrics	<b>Publisher:</b>	American Academy of Pediatrics
<b>Pub Date:</b>	15 Jun 2010	<b>Publishing Status:</b>	Forthcoming

**Published in:** United States

Paperback 400pp

**ISBN13:** 9781581102840 **ISBN13:** 978-1-58110-284-0 **ISBN10:** 1581102844



**Wholesaler:** BTB ING

**Description:** The new "Pediatric Orthopedics for Primary Care" features concise summaries and practical tips to help pediatricians and other pediatric health professionals diagnose and treat pediatric orthopedic disorders and injuries. The book features many illustrations, clinical photographs and radiographic images to demonstrate physical examination techniques and pathologic physical findings, as well as tables and figures to aid in the diagnosis. This title also includes practical information on casting, splinting, imaging and rehabilitation techniques.

**Contents:** Growth -- normal and abnormal; Pediatric mulculoskeletal examination; Trauma; Sports injuries; Limb disorders; Spine disorders; Hip and pelvis disorders; Infection; Tumors; Skeletal dysplasias; Casting and splinting; Musculoskeletal imaging.

<b>BIC Subject &amp; Qualifiers:</b>	Paediatric medicine (MJW) Orthopaedics & fractures (MNS) Musculoskeletal medicine (MJE)
<b>E4Libraries Subject:</b>	Health and Fitness (HEA)
<b>Dewey:</b>	618.9267(DC22)
<b>BISAC Subject:</b>	MEDICAL / Pediatrics (MED069000) MEDICAL / Orthopedics (MED065000)
<b>Readership Level:</b>	Professional & Vocational

Area	Organisation	Role
UK	Turpin Distribution Services Ltd	BookNet Default
UK	Eurospan Group	Distributor
AU	Central Book Services	Distributor
NZ	Central Book Services	Distributor

---

**Optimization of Outcomes for Children After Solid Organ Transplantation, an Issue of Pediatric Clinics Vicky Lee Ng (Author) Sandy Feng (Author)**

**Series:** The Clinics: Internal Medicine v. 57-2  
**Edition:**  
**Imprint:** Saunders  
**Publisher:** Elsevier Health Sciences  
**Pub Date:** 09 Jun 2010  
**Publishing Status:** Active

No image available

**Published in:** United Kingdom

Hardback h229mm x w157mm x s18mm 522g Illustrations

**ISBN13:** 9781437718539 **ISBN13:** 978-1-4377-1853-9 **ISBN10:** 1437718531

**Wholesaler:** GARD ING

**Exclusive rights for sale in:** Worldwide

**Description:** Optimization of Outcomes for Children After Solid Organ Transplantation is reviewed in this issue of "Pediatric Clinics", guest edited by Drs. Vicky Lee Ng and Sandy Feng. Authorities in the field have come together to pen articles addressing: Renal, Liver, Heart, Lung, and Small Bowel Transplantation in Children; Immunosuppression Armamentarium in 2010: Mechanistic and Clinical Considerations; Tolerance: Is it achievable in Pediatric Solid Organ Transplantation?; Optimizing Growth, Rehabilitation, and Neurodevelopmental Outcomes in Children after Solid Organ Transplantation; Prevention and Treatment of Infectious Issues after Solid Organ Transplantation in Children; Post-Transplantation Lymphoproliferative Disease; Non-Immune Complications Post-Transplantation; Health-Related Quality of Life after Pediatric Transplantation; and, Adolescence and Adherence Issues of the Pediatric Solid Organ Recipient. It also addresses articles on: Transition of Care of the Pediatric Solid Organ Recipient to Adult Care Teams; and, Most Commonly Asked Questions from Parents of Transplant Families.

**BIC Subject & Qualifiers:** Transplant surgery (MNQ)  
Paediatric medicine (MJW)  
**E4Libraries Subject:** Health and Fitness (HEA)  
**Dewey:** 617.9540083(DC22)  
**BISAC Subject:** MEDICAL / Pediatrics (MED069000)  
**Readership Level:** Professional & Vocational

Area	Organisation	Role
UK	Elsevier Books Customer Services	BookNet Default
UK	Elsevier Books Customer Services	Distributor
US	Elsevier Publishing Company	Distributor
AU	Elsevier Australia	Distributor
NZ	Elsevier Australia	Distributor
SA	Elsevier Science B V	Distributor
CAN	Elsevier Science Inc	Distributor
UK	Elsevier Books Customer Services	Representative
SA	Elsevier Science B V	Representative

---

## Hematopoietic Stem Cell Transplantation, an Issue of Pediatric Clinics Max J. Coppes (Author) Terry J. Fry (Author) Crystal L. Mackall (Author)

**Series:** The Clinics: Internal Medicine v. 57-1  
**Edition:**  
**Imprint:** Saunders  
**Publisher:** Elsevier Health Sciences  
**Pub Date:** 31 May 2010  
**Publishing Status:** Active

**Published in:** United Kingdom

Hardback 352pp h229mm x w152mm x s20mm 635g Illustrations

**ISBN13:** 9781437718522 **ISBN13:** 978-1-4377-1852-2 **ISBN10:** 1437718523



**Wholesaler:** GARD BTB ING

**Exclusive rights for sale in:** Worldwide

**Description:** The subject of Pediatric Bone Marrow Transplantation is reviewed in this issue of "Pediatric Clinics". Guest Editors Drs. Max Coppes, Terry Fry, and Crystal Mackall have assembled a panel of experts who offer reviews on topics including Allogeneic BMT for leukemia, GVL in pediatric leukemia, Stem cell source and outcome following BMT in children, Acute GVHD in children, Chronic GVHD in children, BMT for Hemoglobinopathies, BMT for immunodeficiency, BMT for rheumatologic disorders and other benign diseases, Autologous and Allogeneic BMT for solid tumors, Late effects following BMT, Cell therapies/vaccines for malignancy and infections, BMT for metabolic disorders, BMT for bone marrow failure syndromes, and Immunotherapy in the context of SCT.

**BIC Subject & Qualifiers:** Transplant surgery (MNQ)  
Paediatric medicine (MJW)

**E4Libraries Subject:** Health and Fitness (HEA)

**Dewey:** 617.954(DC22)

**BISAC Subject:** MEDICAL / Pediatrics (MED069000)

**Readership Level:** Professional & Vocational

Area	Organisation	Role
UK	Elsevier Books Customer Services	BookNet Default
UK	Elsevier Books Customer Services	Distributor
US	Elsevier Publishing Company	Distributor
AU	Elsevier Australia	Distributor
NZ	Elsevier Australia	Distributor
SA	Elsevier Science B V	Distributor
CAN	Elsevier Science Inc	Distributor
UK	Elsevier Books Customer Services	Representative
SA	Elsevier Science B V	Representative


## Pediatric and Adolescent Sports Injuries Monograph Christopher S. Ahmad (Edited by)

**Series:** AAOS Monograph Series  
**Edition:**  
**Imprint:** American Academy of Orthopaedic Surgeons  
**Publisher:** American Academy of Orthopaedic Surgeons  
**Pub Date:** 15 Apr 2010  
**Publishing Status:** Active

**Published in:** United States

Hardback 100pp

**ISBN13:** 9780892036912 **ISBN13:** 978-0-89203-691-2 **ISBN10:** 0892036915



**Wholesaler:** BTB

**Description:** Area of Focus: Pediatric Orthopaedics and Sports Medicine. This title helps you learn current concepts for evaluating and managing the most common injuries encountered in pediatric and adolescent sports medicine. This in-depth resource features comprehensive yet concise chapters on a wide variety of injuries, and emphasizes the latest surgical techniques. Experts in the field provide detailed how-to explanations of these techniques, which are enhanced with high-quality, full-color images. The "Monograph Series" draws on current literature to support diagnosis, initial treatment, and management decision making for specific orthopaedic conditions. "Complications in Orthopaedics" is a richly illustrated, in-depth case-based discussion of treatment options for specific orthopaedic complications - and how to prevent the complications from occurring in the first place! Together, they will enhance your diagnostic and treatment skills for a range of conditions and help you prepare for common complications.

**BIC Subject & Qualifiers:** Orthopaedics & fractures (MNS)  
Paediatric medicine (MJW)  
Sports injuries & medicine (MMS)

**E4Libraries Subject:** Health and Fitness (HEA)

**BISAC Subject:** MEDICAL / Orthopedics (MED065000)  
MEDICAL / Pediatrics (MED069000)  
MEDICAL / Sports Medicine (MED084000)

**Readership Level:** Postgraduate, Research & Scholarly  
Professional & Vocational

Area	Organisation	Role
UK	Turpin Distribution Services Ltd	BookNet Default
UK	Eurospan Group	Distributor
AU	Central Book Services	Distributor
AU	All Things Medical	Distributor


## Pediatric Surgery: Set 5 Devendra K. Gupta (Author)

**Series:** **Edition:**  
**Imprint:** McGraw-Hill Medical **Publisher:** McGraw-Hill Education - Europe  
**Pub Date:** 01 Apr 2010 **Publishing Status:** Active

**Published in:** United States

Mixed media product h287mm x w228mm x s80mm 5283g illustrations Contains Hardback and DVD

**ISBN13:** 9780071719872 **ISBN13:** 978-0-07-171987-2 **ISBN10:** 0071719873



**Wholesaler:** GARD BTB ING

**For sale in:** Worldwide

**Description:** 1200 illustrations and detailed text deliver thorough coverage of pediatric surgical techniques. Includes 2 DVDs with surgical video clips. Featuring contributions from 132 world-renowned experts, Pediatric Surgery covers the clinical, diagnostic, and management aspects of all major pediatric conditions requiring surgery. Readers will find coverage of all the latest topics such as nanotechnology, endoscopic and minimal invasive procedures, lasers, robotic surgery, molecular genetics, stem cell regeneration, and bariatric surgery. The book is enriched by 1200 illustrations and 2 DVDs with surgical video clips. Coverage includes: Overview of the Specialty, Ventilatory Support, Pediatric Anesthesia, Nuclear Imaging, Interventional Radiology, Postoperative Care, Management of Terminal Illnesses, Trauma, Thoracic Surgery, Gastrointestinal Surgery, Neurosurgery, Vascular Disorders, Head and Neck Surgery, Pediatric Surgical Specialties, Recent Advances

**BIC Subject & Qualifiers:** Surgery (MN)  
Paediatric medicine (MJW)

**E4Libraries Subject:** Health and Fitness (HEA)

**Dewey:** 617.98(DC22)

**BISAC Subject:** MEDICAL / Surgery / General (MED085000)

**Readership Level:** Professional & Vocational

Area	Organisation	Role
UK	McGraw-Hill Publishing Co.	BookNet Default
UK	McGraw-Hill Education - Europe	Distributor
AU	McGraw-Hill Australia Pty Ltd	Distributor
NZ	McGraw-Hill Book Company New Zealand Ltd	Distributor
SA	PSD Promotions (Pty) Ltd	Distributor
SA	Intersoft Book Distributors (SIMRON Pty Ltd)	Distributor

## Handbook of Pediatric Surgery Chandrasen K. Sinha (Edited by) Mark Davenport (Edited by)

**Series:** **Edition:**  
**Imprint:** Springer London Ltd **Publisher:** Springer London Ltd  
**Pub Date:** 01 Mar 2010 **Publishing Status:** Active

**Published in:** United Kingdom

Paperback 256pp h235mm x w155mm 25 black & white illustrations, 37 colour illustrations, 61 black & white tables

**ISBN13:** 9781848821316 **ISBN13:** 978-1-84882-131-6 **ISBN10:** 184882131X



**Wholesaler:** GARD BTB ING

**Exclusive rights for sale in:** Worldwide

**Description:** Although pediatric surgery is a distinct and evolving specialty, it still remains an integral part of most general surgical and paediatric medical practice. Nevertheless, surgery in children does differ from adult practice in various fundamental ways, and there are key physiological and anatomical differences that constantly need underlining. Progress and improvement in outcome has also been rapid but it is sometimes difficult for practitioners to keep themselves up-to-date with the usual surgical or paediatric text books. This book will give a concise overview of all important topics and is designed to provide information in order to recognise the common surgical conditions; namely typical symptoms and signs, investigation and then treatment management. It will also provide an anatomical and physiological background to aid understanding, in addition to emphasising logical, and where possible, evidence-based practice by the use of flow charts, tables and algorithms. Authored by an international range of leading contributors, this is the first book of its kind to offer comprehensive coverage to this topic in a quick reference, pocket-book format.

**Contents:** General.- Neonates.- Hepatobiliary Disorders.- Urology.- Neurosurgical Disorders.- Oncology.- Miscellaneous.

**BIC Subject & Qualifiers:** General surgery (MNC)  
Paediatric medicine (MJW)  
**E4Libraries Subject:** Health and Fitness (HEA)  
**Dewey:** 617.98(DC22)  
**BISAC Subject:** MEDICAL / Surgery / General (MED085000)  
MEDICAL / Pediatrics (MED069000)  
**Readership Level:** Professional & Vocational

Area	Organisation	Role	Area	Organisation	Role
UK	Springer Distribution Center	BookNet Default	OTHER	Springer Verlag Hong Kong	Distributor
UK	Springer-Verlag	Distributor	OTHER	Springer-Verlag Tokyo	Distributor
EUR	Springer-Verlag	Distributor	OTHER	Springer Books (India) Pvt Ltd	Distributor
EUR	Springer-Verlag	Distributor			
EUR	Springer-Verlag France	Distributor			
EUR	Springer-Verlag Iberica SA	Distributor			
EUR	Freihof AG	Distributor			
EUR	Springer-Verlag Wien	Distributor			
EUR	Springer Hungarica Kiado Kft	Distributor			
AU	Central Book Services	Distributor			
NZ	Central Book Services	Distributor			


## Ashcraft's Pediatric Surgery George W. Holcomb (Author) J.Patrick Murphy (Author)

<b>Series:</b>		<b>Edition:</b>	5th Revised edition
<b>Imprint:</b>	Saunders	<b>Publisher:</b>	Elsevier Health Sciences
<b>Pub Date:</b>	15 Feb 2010	<b>Publishing Status:</b>	Active

**Published in:** United Kingdom

Hardback 1128pp h280mm x w219mm x s51mm 2812g Approx. 900 illustrations

**ISBN13:** 9781416061274 **ISBN13:** 978-1-4160-6127-4 **ISBN10:** 1416061274



**Wholesaler:** BTB ING

**Exclusive rights for sale in:** Worldwide

**Description:** Acclaimed for its unsurpassed readability and manageable scope, "Ashcraft's Pediatric Surgery" presents authoritative, practical guidance on treating the entire range of surgical problems in infants, children, and adolescents. The new 5th Edition continues this excellent legacy with its thoroughly updated coverage of today's hot topics including the increased use of minimally invasive surgery (MIS) for pediatric patients, urology, bariatric surgery in adolescents, and evidence-based treatments and outcomes in children. Expert Consult functionality - new to this edition - offers convenient access to the complete contents of the book, along with bonus surgical videos that demonstrate many of the new techniques and procedures from the text to help you refine your skills.

<b>BIC Subject &amp; Qualifiers:</b>	Surgery (MN) Paediatric medicine (MJW)
<b>E4Libraries Subject:</b>	Health and Fitness (HEA)
<b>Dewey:</b>	617.98(DC22)
<b>BISAC Subject:</b>	MEDICAL / Pediatrics (MED069000) MEDICAL / Surgery / General (MED085000)
<b>LC Subject Heading:</b>	Child Children - Surgery Infant Surgical Procedures, Operative
<b>Readership Level:</b>	Professional & Vocational

Area	Organisation	Role
UK	Elsevier Books Customer Services	BookNet Default
UK	Elsevier Books Customer Services	Distributor
US	Elsevier Publishing Company	Distributor
AU	Elsevier Australia	Distributor
NZ	Elsevier Australia	Distributor
SA	Elsevier Science B V	Distributor
CAN	Elsevier Science Inc	Distributor
UK	Elsevier Books Customer Services	Representative
SA	Elsevier Science B V	Representative

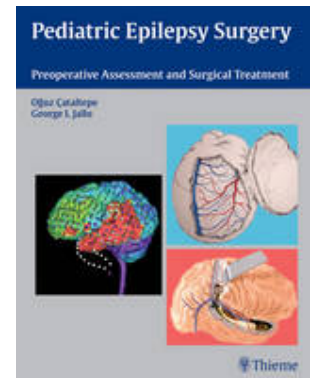
## Pediatric Epilepsy Surgery Preoperative Assessment and Surgical Treatment Oguz Cataltepe (Edited by) George Jallo (Edited by)

<b>Series:</b>		<b>Edition:</b>	
<b>Imprint:</b>	Thieme Medical Publishers Inc	<b>Publisher:</b>	Thieme Medical Publishers Inc
<b>Pub Date:</b>	27 Jan 2010	<b>Publishing Status:</b>	Active

**Published in:** United States

Hardback 400pp h280mm x w216mm x s23mm 1474g 154 illustrations (approx.)

**ISBN13:** 9781604062540 **ISBN13:** 978-1-60406-254-0 **ISBN10:** 1604062541



**Wholesaler:** BTB ING

**Exclusive rights for sale in:** United Kingdom, Ireland

**Description:** Written by internationally recognized authorities in pediatric epilepsy surgery, this cutting-edge book provides essential information about the preoperative assessment of and surgical approaches to the treatment of epilepsy in children. The book opens with an overview of pediatric epilepsy followed by four main sections detailing preoperative assessment, surgical approaches and techniques, outcomes, and recent promising advances. The authors present numerous approaches for managing temporal lobe epilepsy and extratemporal lobe epilepsy and guide clinicians through various surgical techniques for hemispherectomy, disconnection procedures, neuromodulation, and more.

**Highlights:** -Complete coverage of the selection of surgical candidates, including young patients with congenital or early lesions -Detailed discussion of the latest surgical techniques such as hippocampal transection, cortical and deep brain stimulation and radiosurgery -Comprehensive presentation of all major hemispherectomy and hemispherotomy techniques -More than 100 illustrations, including 85 in full-color, to elucidate key concepts Ideal for pediatric neurosurgeons, epilepsy surgeons and pediatric epileptologists, this authoritative text is also a valuable reference for clinicians, residents, and fellows in neurology, neuroradiology, neuropsychology, and neurophysiology with an interest in pediatric epilepsy surgery.

**Contents:** 1. Introduction 2. Intractable epilepsy in children and selection of surgical candidates 3. Surgical intervention for congenital or early-acquired lesions I. PREOPERATIVE ASSESSMENT Electrophysiological assessment 4. EEG and Noninvasive electrophysiological monitoring 5. Invasive electrophysiological monitoring 6. Intra- and Extra-operative stimulation 7. Magnetoencephalography Neuroimaging 8. Structural brain imaging: MRI 9. Functional brain imaging: fMRI 10. SPECT and PET 11. Co-registration and new imaging techniques Neuropsychological, cognitive assessment 12. WADA test 13. Preoperative neuropsychological and cognitive assessment II. SURGICAL APPROACHES AND TECHNIQUES 14. Anesthetic considerations and postoperative ICU care A. Resective surgeries in temporal lobe epilepsy 15. Anterior Temporal lobectomy 16. Selective amygdalohippocampectomy 17. Tailored temporal lobectomy techniques 18. Surgical approaches to temporal lobe tumors and other lesions B. Resective surgeries in extratemporal lobe epilepsy 19. Extratemporal resections 20. Surgical approaches in cortical dysplasia 21. Resective surgery in primary motor cortex 22. Posterior quadrant resection and disconnection C. Hemispheric resection and disconnection techniques and their modifications 22. Overview 23. Anatomical hemispherectomy 24. Hemicortectomy 25. Functional hemispherectomy 26. Hemispherotomy Technique 27. Trans-sylvian hemispheric deafferentation D. Disconnection Procedures 28. Corpus callosotomy 29. Multiple subpial transection 30. Hippocampal subpial Transection E. Stimulation Procedures 31. Vagus nerve stimulation 32. Cortical and deep brain stimulation III. OUTCOME 33. Surgical failure and re-operation 34. Surgical failure, re-assessment and medical management 35. Postoperative seizure control 36. Postoperative psychosocial issues IV. RECENT ADVANCES 37. Electrophysiology 38. Imaging 39. Radiosurgery 40. Brain Stimulation

**BIC Subject & Qualifiers:** Neurosurgery (MNN)  
Paediatric medicine (MJW)

**E4Libraries Subject:** Health and Fitness (HEA)  
**Dewey:** 617.98(DC22)  
**BISAC Subject:** MEDICAL / Surgery / Neurosurgery (MED085010)  
MEDICAL / Pediatrics (MED069000)  
**LC Subject Heading:** Child  
Epilepsy - surgery  
Neurosurgical Procedures - methods  
Preoperative Care - methods  
Postoperative Care - methods  
Epilepsy in children - Surgery  
**Readership Level:** Professional & Vocational

Area	Organisation	Role
UK	Computer Bookshops Ltd	BookNet Default
UK	Computer Bookshops Ltd	Distributor
AU	Elsevier Australia	Distributor
NZ	Elsevier Australia	Distributor
IRL	Computer Bookshops Ltd	Distributor

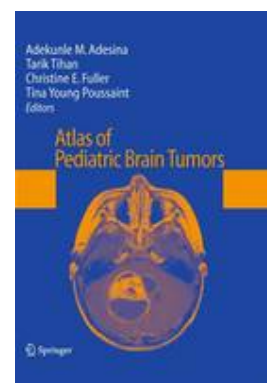
**Atlas of Pediatric Brain Tumors Adekunle M. Adesina (Edited by) Tarik Tihan (Edited by) Christine E. Fuller (Edited by) Tina Young Poussaint (Edited by)**

**Series:** **Edition:**  
**Imprint:** Springer-Verlag New York Inc. **Publisher:** Springer-Verlag New York Inc.  
**Pub Date:** 01 Jan 2010 **Publishing Status:** Active

**Published in:** United States

Hardback 410pp h279mm x w210mm 414 black & white illustrations, 414 colour illustrations, 1 black & white tables

**ISBN13:** 9781441910615 **ISBN13:** 978-1-4419-1061-5 **ISBN10:** 1441910611



**Wholesaler:** GARD BTB

**Exclusive rights for sale in:** Worldwide

**Contents:** Section A -- GLIAL TUMORS Chapter 1. Pilocytic astrocytoma and Piloxyoid Astrocytoma Christine E. Fuller, MD Sonia Narendra, MD Chapter 2. Pleomorphic Xanthoastrocytoma Christine E Fuller, MD Chapter 3. Infiltrative Astrocytomas (Diffuse Astrocytoma, Anaplastic astrocytoma, Glioblastoma) Christine E Fuller, MD Chapter 4. Oligodendroglial tumors Christine E Fuller, MD Chapter 5. Ependymal tumors Christine E. Fuller, MD Sonia Narendra, MD Ioana Tolicica, MD Section B -- EMBRYONAL NEUROEPITHELIAL TUMORS Chapter 6. Central nervous system primitive neuroectodermal tumors (PNETs) and medulloepithelioma Adekunle M. Adesina, M.D., Ph.D. Jill Hunter, M.D. Lucy Rorke-Adams, M.D. Chapter 7. Medulloblastoma Adekunle M. Adesina, M.D., Ph.D. Jill Hunter, M.D. Chapter 8. Atypical teratoid rhabdoid tumor Adekunle M. Adesina, M.D., Ph.D. Jill Hunter, M.D. Lucy Rorke-Adams, M.D. Section C -- TUMORS OF THE MENINGES Chapter 9. Meningioma Christine E. Fuller, M.D Brian Pavlovitz, MD Chapter 10. Hemangiopericytoma and other mesenchymal, non-meningothelial tumors Christine E. Fuller, M.D Chapter 11. Melanocytic lesions Christine E. Fuller, M.D Chapter 12 Hemangioblastoma Christine E. Fuller, M.D Section D -- TUMORS OF CRANIAL AND SPINAL NERVES Chapter 13. Schwannoma Tarik Tihan, M.D., Ph.D. Chapter 14. Neurofibroma Tarik Tihan, M.D., Ph.D. Chapter 15. Malignant peripheral nerve sheath tumors Tarik Tihan, M.D., Ph.D. Section E - NEURONAL AND MIXED NEURONAL-GLIAL TUMORS Chapter 16. Desmoplastic infantile astrocytoma and ganglioglioma Adekunle M. Adesina, M.D., Ph.D. Chapter 17. Dysembryoplastic neuroepithelial tumor Adekunle M. Adesina, M.D., Ph.D. Ronald Rauch, M.D. Chapter 18. Ganglioglioma and gangliocytoma Adekunle M. Adesina, M.D., Ph.D. Ronald Rauch, M.D. Chapter 19. Central neurocytoma and extraventricular neurocytoma Adekunle M. Adesina, M.D., Ph.D. Ronald Rauch, M.D. Chapter 20. Papillary glioneuronal tumor Marie Rivera-Zengotita, M.D. Anna Illner, M.D. Adekunle M. Adesina, M.D., Ph.D Chapter 21. Rosette forming glioneuronal tumor of the 4th ventricle Marie Rivera-Zengotita, M.D. Adekunle M. Adesina, M.D., Ph.D Chapter 22. Malignant epithelioid glioneuronal tumor Marie Rivera-Zengotita, M.D.

**BIC Subject & Qualifiers:** Neurology & clinical neurophysiology (MJN)  
 Paediatric medicine (MJW)  
 Neurosurgery (MNN)  
 Surgical oncology (MNK)

**E4Libraries Subject:** Health and Fitness (HEA)

**Dewey:** 618.9299481(DC22)

**BISAC Subject:** MEDICAL / Pathology (MED067000)  
 MEDICAL / Oncology (MED062000)

**Readership Level:** Professional & Vocational

Area	Organisation	Role	Area	Organisation	Role
UK	Springer Distribution Center	BookNet Default	OTHER	Springer Verlag Hong Kong	Distributor
UK	Springer-Verlag	Distributor	OTHER	Springer-Verlag Tokyo	Distributor
EUR	Springer-Verlag	Distributor	OTHER	Springer Books (India) Pvt Ltd	Distributor
EUR	Springer-Verlag	Distributor			
EUR	Springer-Verlag France	Distributor			
EUR	Springer-Verlag Iberica SA	Distributor			
EUR	Freihof AG	Distributor			
EUR	Springer-Verlag Wien	Distributor			
EUR	Springer Hungarica Kiado Kft	Distributor			
AU	Central Book Services	Distributor			
NZ	Central Book Services	Distributor			

**The Clinical Management of Craniosynostosis Richard Hayward (Edited by)  
 David Dunaway (Edited by) Barry M. Jones (Edited by)**

**Series:** Clinics in Developmental Medicine 163 **Edition:**

**Imprint:** Mac Keith Press **Publisher:** Mac Keith Press

**Pub Date:** 01 Jan 2010 **Publishing Status:** Active



**Published in:** United Kingdom

Ebook ebooks

**ISBN13:** 9781898683728 **ISBN13:** 978-1-898683-72-8 **ISBN10:** 1898683727

**Description:** Craniosynostosis and its related disorders are not common conditions but they occur with sufficient frequency to crop up as distinctly problem cases in many different specialist clinics. While the more specialist aspects of their care are now dealt with in craniofacial units, there is at present nowhere for the paediatrician involved in their secondary care (nor the general practitioner involved in their primary care) to go for help with the many practical problems that these children present. This book will for the first time change this dismal situation. It is not intended for the experienced craniofacial surgeon but for the paediatrician seeking practical information about the management of these children - and for the specialist in one of those associated disciplines (neurosurgery, ENT, ophthalmology, plastic surgery, maxillo-facial surgery, orthodontics, psychology, genetics, anaesthesia, audiology and speech therapy for example) who although not working in a craniofacial unit still has children with these problems attending their clinics.

For the first time, with this book, all these specialists will have available to them a clear, concise and practical text that covers all aspects of this complex subject.

**Contents:** Authors' Appointments; Preface; Introduction; Acknowledgements; 1. Craniofacial growth and development: a clinical perspective; 2. Classification and clinical diagnosis; 3. Syndromic craniofacial dysostosis; 4. Incidence and epidemiology of craniosynostosis; 5. Prenatal diagnosis of craniosynostosis; 6. Imaging the patient with craniosynostosis; 7. Principles of management of the child with craniosynostosis; 8. Management of raised intracranial pressure; 9. Airway management in syndromic craniosynostosis; 10. Ocular aspects; 11. The dental and orthodontic management; 12. The child with craniosynostosis: psychological issues; 13. Neurological problems in the child with craniosynostosis and the role of the paediatrician in overall management; 14. Speech and language characteristics of children with craniosynostosis; 15. Hearing problems in children with craniosynostosis; 16. Feeding problems in children with craniosynostosis; 17. The role of the clinical nurse specialist; 18. Anaesthesia for craniosynostosis surgery; 19.

Surgery; Afterword: The evolution of a modern craniofacial unit; Index.

**Author Biography:** Richard Hayward is Consultant Neurosurgeon at Great Ormond Street Hospital for Children in London. Barry Jones is consultant Plastic and Craniofacial Surgeon at Great Ormond Street Hospital for Children in London. David Duanaway is consultant Plastic and Craniofacial Surgeon at Great Ormond Street Hospital for Children in London. Robert Evans is Consultant Orthodontist/ Senior Lecturer in Orthodontics at Great Ormond Street Hospital for Sick Children in London.

**BIC Subject & Qualifiers:** Paediatric medicine (MJW)  
Musculoskeletal medicine (MJE)  
Otorhinolaryngology (ENT) (MJP)  
Neurosurgery (MNN)

**E4Libraries Subject:** Health and Fitness (HEA)

**Dewey:** 618.92097514(DC22)

**BISAC Subject:** MEDICAL / Pediatrics (MED069000)  
MEDICAL / Internal Medicine (MED045000)  
MEDICAL / Otorhinolaryngology (MED066000)  
MEDICAL / Surgery / Neurosurgery (MED085010)

**Readership Level:** Professional & Vocational

Area	Organisation	Role	Area	Organisation	Role
UK	John Wiley & Sons Ltd	BookNet Default	WWW	Ebrary	Online

**Children's Orthopaedics and Fractures Michael Benson (Edited by) John A. Fixsen (Edited by) Malcolm F. Macnicol (Edited by) Klausdieter Parsch (Edited by)**

**Series:** **Edition:** 3rd ed.

**Imprint:** Springer London Ltd **Publisher:** Springer London Ltd

**Pub Date:** 01 Jan 2010 **Publishing Status:** Active

**Published in:** United Kingdom

Hardback 881pp h279mm x w210mm x s43mm 2722g 500 black & white illustrations, 500 colour illustrations

**ISBN13:** 9781848826106 **ISBN13:** 978-1-84882-610-6 **ISBN10:** 1848826109

**Wholesaler:** GARD BTB ING

**Exclusive rights for sale in:** Worldwide

**Description:** There have been many changes in children's orthopaedics and considerable developments in fracture management, markedly improved use of external fixators and the scientific development of, for example, the Taylor spatial frame to correct complex deformities. The use of ultrasound has increased considerably in the diagnosis of children's disorders and there are more sophisticated ways of analysing deformities. There are also new classifications for unstable slipped epiphysis and our genetic understanding of children's disorders has increased exponentially.

**Contents:** Section I -- Overview.-Section II -- Generalized disorders.-Section III -- Neuromuscular disorders.-Section IV -- Regional disorders.-Section V -- Fractures.-Section VI -- Appendix.-Growth charts.


**BIC Subject & Qualifiers:** Paediatric medicine (MJW)  
Musculoskeletal medicine (MJE)  
Orthopaedics & fractures (MNS)

**E4Libraries Subject:** Health and Fitness (HEA)

**Dewey:** 618.927(DC22)

**BISAC Subject:** MEDICAL / Orthopedics (MED065000)  
MEDICAL / Pediatrics (MED069000)

**Readership Level:** Professional & Vocational



Area	Organisation	Role	Area	Organisation	Role
UK	Springer Distribution Center	BookNet Default	OTHER	Springer Verlag Hong Kong	Distributor
UK	Springer-Verlag	Distributor	OTHER	Springer-Verlag Tokyo	Distributor
EUR	Springer-Verlag	Distributor	OTHER	Springer Books (India) Pvt Ltd	Distributor
EUR	Springer-Verlag	Distributor			
EUR	Springer-Verlag France	Distributor			
EUR	Springer-Verlag Iberica SA	Distributor			
EUR	Freihof AG	Distributor			
EUR	Springer-Verlag Wien	Distributor			
EUR	Springer Hungarica Kiado Kft	Distributor			
AU	Central Book Services	Distributor			
NZ	Central Book Services	Distributor			


**Diagnostic Pediatric Surgical Pathology: Expert Consult Neil Sebire (Author) Marian Malone (Author) Michael Ashworth (Author) Thomas S. Jacques (Author)**

**Series:** **Edition:**  
**Imprint:** Churchill Livingstone **Publisher:** Elsevier Health Sciences  
**Pub Date:** 01 Dec 2009 **Publishing Status:** Active

**Published in:** United Kingdom

Hardback 848pp h216mm x w280mm x s44mm 2740g Approx. 1557 illustrations (1484 in full color)  
 Contains Hardback and CD-ROM Hardback with CD-ROM

**ISBN13:** 9780443068089 **ISBN13:** 978-0-443-06808-9 **ISBN10:** 0443068089



**Wholesaler:** BERT GARD BTB ING

**Exclusive rights for sale in:** Worldwide

**Description:** This is a highly-illustrated, practical textbook covering all aspects of diagnostic pediatric pathology. This reference work specifically addresses those pediatric surgical pathology issues that are of most importance from a practical point-of-view for both general and pediatric pathologists. In the same way that general pathologists will refer to specialist texts for reporting of adult liver biopsies, renal biopsies, etc, this book will provide similar support for the pathologic reporting of pediatric specimens and will enable the user to identify the histological features of lesions/diseases peculiar to the pediatric patient, be able to formulate an appropriate differential diagnosis, and understand the morphologic and clinical laboratory tools available to reach the correct diagnosis.

**Contents:** 1 Pediatric Renal Pathology 2 Pediatric Genitourinary Pathology 3 Pediatric Head and Neck Pathology 4 Pediatric Endocrine Pathology 5 Pediatric Breast and Female Genital Tract Pathology 6 Pediatric Tumour Pathology 7 Pediatric Bone Pathology 8 Pediatric Haematolymphoid Pathology 9 Pediatric Splenic Pathology 10 Pediatric Liver Pathology 11 Pediatric Skin Pathology 12 Pediatric Respiratory Pathology 13 Pediatric Cardiovascular Pathology 14 Pediatric Gastrointestinal Pathology 15 Pediatric Metabolic Disease Pathology 16 Pediatric Neuropathology 17 Pediatric Muscle Pathology 18 Pediatric Ocular Pathology 19 Pediatric Miscellaneous Surgical Pathology

**BIC Subject & Qualifiers:** Pathology (MMF)  
 Paediatric medicine (MJW)  
 Surgery (MN)

**E4Libraries Subject:** Health and Fitness (HEA)

**Dewey:** 618.92007(DC22)

**BISAC Subject:** MEDICAL / Pathology (MED067000)  
 MEDICAL / Surgery / General (MED085000)

**Readership Level:** Professional & Vocational

Area	Organisation	Role
UK	Elsevier Books Customer Services	BookNet Default
UK	Elsevier Books Customer Services	Distributor
US	Elsevier Publishing Company	Distributor
AU	Elsevier Australia	Distributor
NZ	Elsevier Australia	Distributor
SA	Elsevier Science B V	Distributor
CAN	Elsevier Science Inc	Distributor
SA	Elsevier Science B V	Representative

## Rockwood and Wilkins' Fractures in Children: Text Plus Integrated Content Website James H. Beaty (Edited by) James R. Kasser (Edited by)


<b>Series:</b>		<b>Edition:</b>	7th Revised edition
<b>Imprint:</b>	Springhouse Publishing Co ,U.S.	<b>Publisher:</b>	Lippincott Williams and Wilkins
<b>Pub Date:</b>	01 Dec 2009	<b>Publishing Status:</b>	Active

**Published in:** United States

Hardback 1096pp h277mm x w213mm x s48mm 3200g Illustrations Hardcover

**ISBN13:** 9781582557847 **ISBN13:** 978-1-58255-784-7 **ISBN10:** 1582557845 **This Product**

**Replaces:** 9780781757690



**Wholesaler:** BERT GARD BTB ING

**Exclusive rights for sale in:** Worldwide

**Description:** The thoroughly revised, updated Seventh Edition of Rockwood and Wilkins' Fractures in Children offers a complete print and multimedia package: the established "gold-standard" reference on pediatric fractures and access to an integrated content website. The world's foremost authorities provide comprehensive coverage of all bone and joint injuries seen in children. The contributors present the historical background, diagnosis, and pathological anatomy of each injury. They thoroughly discuss the advantages and disadvantages of the various alternative methods for treating each injury. Finally, each author presents a step-by-step description of his or her preferred method of treatment. This edition has a more international group of contributors. More tips and pearls have been added to the authors' preferred method presentations, and coverage of complications has been expanded. New chapters cover casting, remodeling and what is unique about children's fractures; principles of physical examination of children with fractures; and treacherous children's fractures. A companion website contains the fully searchable text, an image bank, and videos of the ten most difficult procedures.

<b>BIC Subject &amp; Qualifiers:</b>	Orthopaedics & fractures (MNS) Paediatric medicine (MJW)
<b>E4Libraries Subject:</b>	Health and Fitness (HEA)
<b>Dewey:</b>	617.15083(DC22)
<b>BISAC Subject:</b>	MEDICAL / Orthopedics (MED065000) MEDICAL / Education & Training (MED024000)
<b>LC Subject Heading:</b>	Adolescent Child Infant Children - Wounds and injuries Fractures in children Dislocations Fractures, Bone
<b>Readership Level:</b>	Professional & Vocational

Area	Organisation	Role	Area	Organisation	Role
UK	NBN International Ltd	BookNet Default	SING	APAC Publishers Services Pte Ltd	Distributor
UK	NBN International Ltd	Distributor	OTHER	Igaku Shoin Ltd	Distributor
EUR	International Publishers Representatives	Distributor			
AU	Lippincott Williams & Wilkins	Distributor			
NZ	Lippincott Williams & Wilkins	Distributor			
SA	Lippincott, Williams and Wilkins	Distributor			
SA	Lippincott, Williams and Wilkins	Representative			

## Jones' Clinical Paediatric Surgery Hutson (Author)

<b>Series:</b>		<b>Edition:</b>	6th Revised edition
<b>Imprint:</b>	Wiley-Blackwell (an imprint of John Wiley & Sons Ltd)	<b>Publisher:</b>	John Wiley and Sons Ltd
<b>Pub Date:</b>	08 Nov 2009	<b>Publishing Status:</b>	Unknown



**Published in:** United Kingdom

Other digital 336pp h247mm x w191mm 820g

**ISBN13:** 9781444300109 **ISBN13:** 978-1-4443-0010-9 **ISBN10:** 1444300105

**Exclusive rights for sale in:** United Kingdom, Australia, Canada, Ireland, New Zealand, South Africa, United States

**Description:** This unique book applies a systematic approach to explain the role of surgery in treating childhood diseases. Throughout the book, key subject areas are supported by case vignettes as well as high quality photographs and illustrations. Building on the successful style of previous editions, this sixth edition of "Jones' Clinical Paediatric Surgery" is substantially revised exploring fundamental topics such as: neonatal emergencies; head and neck; abdomen; abdominal mass; urinary tract; trauma; orthopaedics; chest; and, skin/soft tissues. "Jones' Clinical Paediatric Surgery" provides paediatricians and surgeons with a straightforward and clear explanation of the surgical options available for the care of the paediatric patient.

**Contents:** List of Contributors. Foreword to the First Edition. Tribute to Mr Peter Jones. Preface to the Sixth Edition. Acknowledgement. Introduction. 1 Antenatal Diagnosis - Surgical Aspects. 2 The Care and Transport of the Newborn. 3 The Child in Hospital. Neonatal Emergencies. 4 Respiratory Distress in the Newborn. 5 Diaphragmatic Hernia. 6 Oesophageal Atresia and Tracheo-Oesophageal Fistula. 7 Bowel Obstruction. 8 Abdominal Wall Defects. 9 Spina Bifida. 10 Disorders of Sexual Development. 11 Anorectal Anomalies. Head and Neck. 12 The Scalp, Skull and Brain. 13 The Eye. 14 The Ear, Nose and Throat. 15 Cleft Lip, Palate and Craniofacial Anomalies. 16 Abnormalities of the Neck and Face. Abdomen. 17 The Umbilicus. 18 Vomiting in the First Months of Life. 19 Intussusception. 20 Abdominal Pain: Appendicitis?. 21 Recurrent Abdominal Pain. 22 Constipation. 23 Bleeding from the Alimentary Canal. 24 Inflammatory Bowel Disease. 25 The Child with an Abdominal Mass. 26 Spleen, Pancreas and Biliary Tract. 27 Anus, Perineum and Female Genitalia. 28 Undescended Testes and Varicocele. 29 Inguinal Region and Acute Scrotum. 30 The Penis. Urinary Tract. 31 Urinary Tract Infection. 32 Vesico-Ureteric Reflux. 33 Urinary Tract Dilatation. 34 The Child with Wetting. 35 The Child with Haematuria. Trauma. 36 Trauma in Childhood. 37 Head Injuries. 38 Abdominal and Thoracic Injuries. 39 Foreign Bodies. 40 The Ingestion of Corrosives. 41 Burns. Orthopaedics. 42 Neonatal Orthopaedics. 43 Orthopaedics in the Infant and Toddler. 44 Orthopaedics in the Child. 45 Orthopaedics in the Teenager. 46 The Hand. Chest. 47 The Breast. 48 Chest Wall Deformities. 49 Lungs, Pleura and Mediastinum. Skin and Soft Tissues. 50 Vascular and Pigmented Naevi. 51 Soft Tissue Lumps. Answers to Case Questions. 52 Answers to Case Questions. Index

**Author Biography:** Professor John M Hutson, Professor of Paediatric Surgery, Departments of General Surgery and Urology, Royal Children's Hospital, Parkville, Victoria, Australia Mr Michael O'Brien, Department of Urology, Royal Children's Hospital, Parkville, Victoria, Australia Mr Alan Woodward, Department of Urology, Royal Children's Hospital, Parkville, Victoria, Australia Professor Spencer Beasley, Department of Surgery, Christchurch Hospital, Christchurch, New Zealand

<b>BIC Subject &amp; Qualifiers:</b>	Surgery (MN) Paediatric medicine (MJW)
<b>E4Libraries Subject:</b>	Health and Fitness (HEA)
<b>Dewey:</b>	617.98(DC22)
<b>BISAC Subject:</b>	MEDICAL / Surgery / General (MED085000) MEDICAL / Pediatrics (MED069000)
<b>Readership Level:</b>	Professional & Vocational

Area	Organisation	Role
UK	John Wiley & Sons Ltd	BookNet Default
UK	John Wiley and Sons Ltd	Distributor
AU	John Wiley & Sons Australia Ltd	Distributor
NZ	John Wiley & Sons Australia Ltd	Distributor
SA	John Wiley & Sons Johannesburg	Distributor
SA	John Wiley & Sons orders UK	Distributor
SA	Intersoft Book Distributors (SIMRON Pty Ltd)	Distributor
SA	John Wiley & Sons orders UK	Representative

## Pediatric Robotic Urology Jeffrey S. Palmer (Edited by)


<b>Series:</b>	Current Clinical Urology	<b>Edition:</b>	
<b>Imprint:</b>	Humana Press Inc.	<b>Publisher:</b>	Humana Press Inc.
<b>Pub Date:</b>	01 Oct 2009	<b>Publishing Status:</b>	Active

**Published in:** United States

Hardback 239pp h235mm x w155mm x s15mm 544g 107 colour illustrations, 8 black & white tables

Contains Hardback and DVD Book with DVD

**ISBN13:** 9781603274210 **ISBN13:** 978-1-60327-421-0 **ISBN10:** 1603274219



**Wholesaler:** GARD BTB ING

**Exclusive rights for sale in:** Worldwide

**Description:** Robotic technology has paved the way for new opportunities in pediatric urologic surgery. Where once laparoscopy was restricted to urological conditions in children such as undescended testicles and ambiguous genitalia, robotic techniques are now enabling the completion of greatly needed, more involved procedures. Written by highly respected surgeons, "Pediatric Robotic Urology" provides a state-of-the-art, comprehensive overview of the precise surgical techniques that are changing the practice of pediatric urologic surgery. Divided in two sections and covering both introductory topics and advanced surgical techniques, "Pediatric Robotic Urology" also includes myriad illustrations and photographs of intraoperative procedures. Developed for accessible reading, this invaluable title is a concise, yet broad reference that is certain to be of significant value to urologists, surgeons, and all health care providers who care for pediatric urologic patients.

**Contents:** Introductory Topics Urologic laparoscopic anatomy Lane S. Palmer, MD Physiology of laparoscopic genitourinary surgery Troels M. Jorgensen MD Robotic equipment and instrumentation Jeffrey S. Palmer, MD Advantages of robotic-assisted laparoscopy Walid Farhat, MD Pasquale Casale, MD Robotic surgery: considerations for the future Inderbir Gill, MD Surgical Techniques Transperitoneal vs. retroperitoneal laparoscopic approaches John Thomas, MD Techniques and "tricks of the trade" of robotic-assisted laparoscopy Richard Schluskel, MD Robotic-assisted laparoscopic pyeloplasty Craig Peters, MD Robotic-assisted laparoscopic nephrectomy and adrenalectomy Lane Palmer, MD Robotic-assisted laparoscopic heminephrectomy Hiep Nguyen, MD Robotic-assisted laparoscopic ureteral reimplantation Pasquale Casale, MD Robotic-assisted laparoscopic bladder augmentation Jihad Kaouk, MD Other robotic-assisted laparoscopic urinary tract operations Jeffrey Stock, MD Complications and management of robotic-assisted laparoscopy: prevention and management Jeffrey Stock, MD

<b>BIC Subject &amp; Qualifiers:</b>	Surgical techniques (MNB) Urology & urogenital medicine (MJS) Paediatric medicine (MJW)
<b>E4Libraries Subject:</b>	Health and Fitness (HEA)
<b>Dewey:</b>	617.46059(DC22)
<b>BISAC Subject:</b>	MEDICAL / Urology (MED088000) MEDICAL / Pediatrics (MED069000)
<b>Readership Level:</b>	Professional & Vocational

Area	Organisation	Role	Area	Organisation	Role
UK	Springer Distribution Center	BookNet Default	SING	APAC Publishers Services Pte Ltd	Distributor
UK	Springer-Verlag	Distributor	OTHER	Blackwell Publishing Inc	Distributor
EUR	Springer-Verlag	Distributor			
US	Springer	Distributor			
AU	Central Book Services	Distributor			
AU	All Things Medical	Distributor			
NZ	Central Book Services	Distributor			
CAN	Blackwell Publishing Inc	Distributor			

## Operative Techniques: Pediatric Orthopaedic Surgery Mininder Kocher (Author) Michael B. Millis (Author)

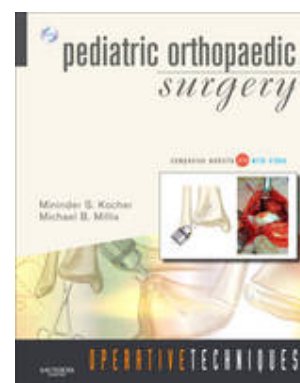
<b>Series:</b>	Operative Techniques	<b>Edition:</b>	
<b>Imprint:</b>	Saunders	<b>Publisher:</b>	Elsevier Health Sciences
<b>Pub Date:</b>	12 Sep 2009	<b>Publishing Status:</b>	Active

**Published in:** United Kingdom

Mixed media product 608pp h259mm x w209mm Approx. 1100 illustrations (1100 in full color)

Contains Hardback and Online resource and DVD Hardback with DVD

**ISBN13:** 9781416049159 **ISBN13:** 978-1-4160-4915-9 **ISBN10:** 1416049150



**Exclusive rights for sale in:** Worldwide

**Description:** "Pediatric Orthopaedic Surgery" - a title in the "Operative Techniques" series - offers you the step-by-step guidance you need-on femoral lengthening, sofield procedure, distal radius fracture, and more - from experts Mininder Kocher and Michael B. Millis. Perform all of the latest and best techniques in this specialty thanks to large, full-color intraoperative photos, diagrammable illustrations, a dedicated website, and a companion DVD with select procedural videos.

<b>BIC Subject &amp; Qualifiers:</b>	Orthopaedics & fractures (MNS) Paediatric medicine (MJW)
<b>E4Libraries Subject:</b>	Health and Fitness (HEA)
<b>Dewey:</b>	617.47083(DC22)
<b>BISAC Subject:</b>	MEDICAL / Orthopedics (MED065000)
<b>Readership Level:</b>	Professional & Vocational

Area	Organisation	Role
UK	Elsevier Books Customer Services	BookNet Default
UK	Elsevier Books Customer Services	Distributor
US	Elsevier Publishing Company	Distributor
AU	Elsevier Australia	Distributor
NZ	Elsevier Australia	Distributor
SA	Elsevier Science B V	Distributor
CAN	Elsevier Science Inc	Distributor
UK	Elsevier Books Customer Services	Representative
SA	Elsevier Science B V	Representative


**Paediatric Orthopaedics: A System of Decision-making** Randall T. Loder  
(Author) Ian Torode (Author) Benjamin Joseph (Author) Selvadurai  
Nayagam (Author)

**Series:** **Edition:**  
**Imprint:** Hodder Arnold **Publisher:** Hodder Education  
**Pub Date:** 31 Jul 2009 **Publishing Status:** Active

**Published in:** United Kingdom

Hardback 528pp h284mm x w213mm x s40mm 1840g Illustrations

**ISBN13:** 9780340889459 **ISBN13:** 978-0-340-88945-9 **ISBN10:** 0340889454



**Wholesaler:** GARD BTB ING

**Exclusive rights for sale in:** United Kingdom, Australia, Canada, Ireland, New Zealand, South Africa, United States

**Description:** This is a new concise postgraduate textbook of Paediatric Orthopaedics with its emphasis firmly on treatment, allowing trainee orthopaedic surgeons to make an informed contribution during their Paediatrics rotation and to speak confidently about the approach to individual patients during their specialty exams. While other textbooks concentrate on theory and the comprehensive presentation of all treatment options, Paediatric Orthopaedics: A system of decision-making provides detailed practical insight into available treatments and a strategy for determining which treatment to follow in particular circumstances. Its aim is thereby to provide the gold standard for practice in the field and to be the key practical source of reference for trainees.

**Review:** "This is a very good book...[It is] targeted at higher surgical trainees and younger consultants ... and worth every penny." -- Scottish Medical Journal 20091101 "Having used this book for revision for a recent exam, I have no hesitation in recommending its approach. It appears comprehensive in the breadth of its coverage as well as its depth." -- British Orthopaedic Trainees Association 20091201 "This outstanding global work has very focused goals. It rationally evaluates a disorder and then proceeds to outline a management strategy with the emphasis on the author's personal experience. I very highly recommend this work to all orthopedists caring for children, including trainees. It also can serve as an excellent reference for pediatricians and therapists." -- Edward Abraham, Doody's Book Review Service 20100115

**Author Biography:** Benjamin Joseph Professor of Orthopaedics, Kasturba Medical College, Manipal, Karnataka, India Selvadurai Nayagam Consultant Orthopaedic Surgeon, Royal Liverpool Hospital, Alder Hey, Liverpool, UK Randall T Loder Professor of Orthopaedic Surgery, and Director of Paediatric Orthopaedics, University of Indiana, Indianapolis, USA Ian Torode Professor of Orthopaedic Surgery, Royal Children's Hospital, Melbourne, Australia Chairman, Paediatric Orthopaedic Section, Asia Pacific Orthopaedic Association

**BIC Subject & Qualifiers:** Orthopaedics & fractures (MNS)  
Paediatric medicine (MJW)  
**E4Libraries Subject:** Health and Fitness (HEA)  
**Dewey:** 618.927(DC22)  
**BISAC Subject:** MEDICAL / Orthopedics (MED065000)  
MEDICAL / Pediatrics (MED069000)  
**Readership Level:** Professional & Vocational

Area	Organisation	Role
UK	Bookpoint	BookNet Default
UK	Gardners Books Ltd	Print On Demand
UK	Bertrams	Print On Demand
UK	Bookpoint	Distributor
US	Macmillan(US)	Distributor
AU	Cengage Learning Australia	Distributor
NZ	Cengage Learning New Zealand	Distributor
SA	Book Promotions	Distributor


**Pediatric Bone Sarcomas: Epiphysiolsis Instead of Excision Mikel San-Julian (Edited by) Jose Canadell (Edited by)**

**Series:** **Edition:**  
**Imprint:** Springer London Ltd **Publisher:** Springer London Ltd  
**Pub Date:** 28 May 2009 **Publishing Status:** Active

**Published in:** United Kingdom

Hardback 161pp h235mm x w155mm x s13mm 476g 40 black & white illustrations, 46 colour illustrations

**ISBN13:** 9781848821293 **ISBN13:** 978-1-84882-129-3 **ISBN10:** 1848821298



**Wholesaler:** BERT GARD BTB ING

**Exclusive rights for sale in:** Worldwide

**Description:** This technique was devised in Pamplona more than 20 years ago in 1984. However it took a long time for anything to be actually published ("J Bone Joint Surg", 1994) because none believed it was really possible to preserve the joint of the patient. As time has gone on, the technique has aroused an outstanding amount of interest among doctors dealing with bone tumours. Nowadays there are people starting to employ the technique in several countries, and there are many doctors wanting to learn about it. With considerable experience now in the application of this technique, and great interest from many professionals from all over the world, the time is right for a comprehensive rundown of these ideas which will help many children who would otherwise almost certainly be amputated.

**Contents:** Treatment of pediatric bone sarcomas.- Molecular biology of pediatric bone sarcomas.- Surgical options for limb salvage in immature patients with extremity sarcoma.- Location of sarcomas within the bone. The growth plate.- Location of malignant bone tumors.- Historical histologic study about the barrier effect of the physis against metaphyseal osteosarcoma.- Growth plate involvement in malignant bone tumors: Relationship between imaging methods and histological findings.- Imaging-based indications for resection with epiphyseal preservation.- Removal of metaphyseal malignant bone tumors in children with preservation of the epiphysis. Epiphysiolsis before excision.- Clinical results. - Control of disease Histological study of margins.- Other techniques for epiphyseal preservation (intraepiphyseal osteotomy).- Advantages of epiphysiolsis before excision.- Questions and answers.

**BIC Subject & Qualifiers:** Oncology (MJCL)  
 Paediatric medicine (MJW)  
 Orthopaedics & fractures (MNS)  
 Rheumatology (MJM)

**E4Libraries Subject:** Health and Fitness (HEA)

**Dewey:** 618.9299471(DC22)

**BISAC Subject:** MEDICAL / Oncology (MED062000)  
 MEDICAL / Surgery / General (MED085000)

**Readership Level:** Professional & Vocational

Area	Organisation	Role	Area	Organisation	Role
UK	Springer Distribution Center	BookNet Default	OTHER	Springer Verlag Hong Kong	Distributor
UK	Springer-Verlag	Distributor	OTHER	Springer-Verlag Tokyo	Distributor
EUR	Springer-Verlag	Distributor	OTHER	Springer Books (India) Pvt Ltd	Distributor
EUR	Springer-Verlag	Distributor			
EUR	Springer-Verlag France	Distributor			
EUR	Springer-Verlag Iberica SA	Distributor			
EUR	Freihofer AG	Distributor			
EUR	Springer-Verlag Wien	Distributor			
EUR	Springer Hungarica Kiado Kft	Distributor			
AU	Central Book Services	Distributor			
NZ	Central Book Services	Distributor			



trauma. General considerations.- Blunt thoracic trauma.- Penetrating thoracic trauma.- Anterior mediastinal tumours.- Posterior mediastinal tumours.- Lung tumours.- Chest wall tumours.- Congenital malformations.- Oesophageal stricture.- Oesophageal replacement.- Achalasia.- Gastro-oesophageal reflux.- Oesophageal foreign .- Foreign bodies in the airway.- Vascular rings.- Foregut duplication cysts.- Cystic adenomatoid malformation.- Pulmonary sequestration.- Congenital lobar emphysema.- Respiratory disorders of the newborn.- Cystic fibrosis.- Pulmonary haemorrhage and haemoptysis.- Interstitial diseases of the lung.- Pneumothorax.- Congenital diaphragmatic hernia.- Diaphragmatic eventration and phrenic palsy.- Extra-corporeal membrane oxygenation.- Diaphragmatic pacing in children.- Pectus excavatum.- Thoracic outlet syndrome.- Thoracopagus conjoined twins.- Chylothorax.- The thymus and myasthenia gravis.- Hyperhidrosis and thoracic sympathectomy.

**Author Biography:** Mr Dakshesh H Parikh is Consultant Paediatric Surgeon and Lead Clinician in the Trauma Service, Paediatric Thoracic Service and The Minimal Access Surgery - Laparoscopy/ Thoracoscopy Service at The Birmingham Children's Hospital NHS Trust, UK.

**BIC Subject & Qualifiers:** Cardiothoracic surgery (MNH)  
Paediatric medicine (MJW)

**E4Libraries Subject:** Health and Fitness (HEA)

**Dewey:** 617.540083(DC22)

**BISAC Subject:** MEDICAL / Surgery / Thoracic (MED085040)  
MEDICAL / Pediatrics (MED069000)

**Readership Level:** Professional & Vocational

Area	Organisation	Role	Area	Organisation	Role
UK	Springer Distribution Center	BookNet Default	OTHER	Springer Verlag Hong Kong	Distributor
UK	Springer-Verlag	Distributor	OTHER	Springer-Verlag Tokyo	Distributor
EUR	Springer-Verlag	Distributor	OTHER	Springer Books (India) Pvt Ltd	Distributor
EUR	Springer-Verlag	Distributor			
EUR	Springer-Verlag France	Distributor			
EUR	Springer-Verlag Iberica SA	Distributor			
EUR	Freihofer AG	Distributor			
EUR	Springer-Verlag Wien	Distributor			
EUR	Springer Hungarica Kiado Kft	Distributor			
AU	Central Book Services	Distributor			
NZ	Central Book Services	Distributor			

## Kinderchirurgie: Viszerale Und Allgemeine Chirurgie Des Kindesalters Dietrich V Schweinitz (Author) Dietrich Von Schweinitz (Edited by) Benno Ure (Edited by)

**Series:** **Edition:**

**Imprint:** Springer **Publisher:** Springer

**Pub Date:** 24 Apr 2009 **Publishing Status:** Active



**Published in:** United States

**Language:** German

Hardback 660pp

**ISBN13:** 9783540890317 **ISBN13:** 978-3-5408-9031-7 **ISBN10:** 3540890319

**Wholesaler:** ING

**BIC Subject & Qualifiers:** Paediatric medicine (MJW)  
Surgery (MN)

**E4Libraries Subject:** Health and Fitness (HEA)

**Dewey:** 617.98(DC21)

**BISAC Subject:** MEDICAL / Pediatrics (MED069000)  
MEDICAL / Surgery / General (MED085000)

**Readership Level:** General (US: Trade)

---

**Pediatric Urology: Surgical Complications and Management Duncan T Wilcox (Author) Prasad P Godbole (Author) Martin A Koyle (Author)**

**Series:** **Edition:**  
**Imprint:** John Wiley & Sons **Publisher:** John Wiley & Sons  
**Pub Date:** 13 Apr 2009 **Publishing Status:** Active

No image available

**Published in:** United States

Electronic book text 368pp

**ISBN13:** 9786612115875 **ISBN13:** 978-6-6121-1587-5 **ISBN10:** 6612115874

**Wholesaler:** ING

**Restricted Sale Statement:** Restricted: Visit [www.ingramdigital.com](http://www.ingramdigital.com) for assistance.

**Description:** This practical evidence-based textbook clearly addresses operative procedures and the prevention and management of common and rare complications encountered in pediatric urological practices. In the current climate of informed consent and med

**BIC Subject & Qualifiers:** Surgery (MN)  
Paediatric medicine (MJW)

**E4Libraries Subject:** Health and Fitness (HEA)

**Dewey:** 617.46(DC21)

**BISAC Subject:** MEDICAL / Surgery / General (MED085000)  
MEDICAL / Pediatrics (MED069000)

**Readership Level:** General (US: Trade)

---

**Paediatric Surgery Mark Davenport (Edited by) Agostino Pierro (Edited by)**

**Series:** Oxford Specialist Handbooks in Surgery **Edition:**  
**Imprint:** Oxford University Press **Publisher:** Oxford University Press  
**Pub Date:** 09 Apr 2009 **Publishing Status:** Active

**Published in:** United Kingdom

Paperback 480pp h187mm x w105mm x s19mm 265g 65 black and white line drawings and 16 black and white halftones

**ISBN13:** 9780199208807 **ISBN13:** 978-0-19-920880-7 **ISBN10:** 0199208808



**Wholesaler:** GARD BTB

**Exclusive rights for sale in:** United Kingdom, Australia, Canada, Ireland, New Zealand, South Africa, United States, Rest of World

**Description:** Paediatric Surgery offers a thorough, practical overview of the subject as well as detailed information about a wide variety of unusual and unfamiliar conditions. It is aimed at both paediatric and general surgeons in training as well as clinical nurse specialists who want concise knowledge whilst in day-to-day practice, and is an invaluable revision tool for both MRCS and FRCS (Paediatrics) post-graduate exams. It will also appeal to more experienced surgeons who want a simple, up-to-date refresher about the topic. Content is structured by presentation, to help with problem-solving and

diagnosis, but also combines information of the pathology involved, and descriptions of the relevant operative surgery. More detail is given to techniques likely to be performed by the surgeon-in-training, compared to more complex procedures where only the principles are given in order to aid participation rather than actual practice. Contributory chapters are written by UK consultants who have a recognised interest and expertise in their field with a clear message to be didactic, pragmatic and practical.

**Review:** As usual, OUP has hit the spot with its informative but pithy readable style... Detailed but succinct. Dr Jeremy Sager, Leeds The two editors, Professors Davenport and Pierro, are to be congratulated on producing...a most welcome addition to the series of Oxford Specialist Handbooks...I wish it every success. From the foreword by David Drake, President of the British Association of Paediatric Surgeons (2008-2010)

**Contents:** 1. General considerations; 2. Fetal medicine; 3. Neonatal medicine; 4. Neonatal surgery; 5. Children's surgery; 6. Oncology; 7. Common operations; 8. Urology; 9. Trauma, burns and blast; 10. Transplantation; 11. Associated specialties

**BIC Subject & Qualifiers:** Surgery (MN)  
Paediatric medicine (MJW)

**E4Libraries Subject:** Health and Fitness (HEA)

**Dewey:** 617.98(DC22)

**BISAC Subject:** MEDICAL / Pediatrics (MED069000)  
MEDICAL / Surgery / General (MED085000)

**Readership Level:** Professional & Vocational

Area	Organisation	Role	Area	Organisation	Role
UK	Oxford University Press	BookNet Default	SING	Oxford University Press Pte. Ltd	Distributor
UK	Oxford University Press Distribution Services	Print On Demand	OTHER	Oxford University Press East and Central African Branch	Distributor
UK	Oxford University Press Distribution Services	Distributor	OTHER	Oxford University Press	Distributor
AU	Oxford University Press Australia	Distributor	OTHER	Oxford University Press Indian Branch	Distributor
NZ	Oxford University Press Australia	Distributor	OTHER	Oxford University Press K.K.	Distributor
SA	Oxford University Press Southern Africa	Distributor	OTHER	Penerbit Fajar Bakti, Malaysia	Distributor
			OTHER	University Press Ltd	Distributor
CAN	Oxford University Press Canadian Branch	Distributor	OTHER	Oxford University Press	Distributor
SA	Oxford University Press Southern Africa	Representative	OTHER	Libris (Thailand) Company Ltd	Distributor

## Surgical Management of Pediatric Long Bone Fractures Susan Scherl (Edited by)

**Series:** AAOS Monograph Series **Edition:**


**Imprint:** American Academy of Orthopaedic Surgeons **Publisher:** American Academy of Orthopaedic Surgeons

**Pub Date:** 15 Mar 2009 **Publishing Status:** Active

**Published in:** United States

Paperback 200pp h249mm x w201mm x s8mm 454g illustrations

**ISBN13:** 9780892034567 **ISBN13:** 978-0-89203-456-7 **ISBN10:** 0892034564



**Wholesaler:** GARD BTB ING

**Description:** This title focuses on Pediatric Orthopaedics and Trauma. "Surgical Management of Pediatric Long Bone Fractures" will prove to be a useful resource for residents, generalists with an interest in pediatrics, pediatric orthopaedists and orthopaedists on call. This practical monograph contains just the information you need to know to successfully treat these types of injuries. Experts in the field describe the most current standard procedures, with an emphasis on surgical indications and techniques for both upper and lower extremity long bone fractures. Succinct chapters in an easy-to-follow format cover a variety of fracture types: Proximal Humerus Fractures; Humeral Shaft Fractures; Distal Humerus Fractures; Radial Head and Neck/Olecranon Fractures; Monteggia Fractures; Radius and Ulna Shaft Fractures; Distal Radius/Ulna Metaphysis Fractures; Galeazzi Fractures;

Distal Radius/Ulna Physeal Fractures; Hip/Proximal Femur Fractures; Femoral Shaft Fractures; Distal Femur Fractures; Proximal Tibia Fractures; Tibial Shaft Fractures; and, Distal Tibia/Fibula Fractures."

The Monograph Series" draws on current literature to support diagnosis, initial treatment, and management decision making for specific orthopaedic conditions. "Complications in Orthopaedics" is a richly illustrated, in-depth case-based discussion of treatment options for specific orthopaedic complications - and how to prevent the complications from occurring in the first place! Together, they will enhance your diagnostic and treatment skills for a range of conditions and help you prepare for common complications.

**BIC Subject & Qualifiers:** Orthopaedics & fractures (MNS)  
Paediatric medicine (MJW)

**E4Libraries Subject:** Health and Fitness (HEA)

**BISAC Subject:** MEDICAL / General (MED000000)

**Readership Level:** Professional & Vocational

Area	Organisation	Role
UK	Turpin Distribution Services Ltd	BookNet Default
UK	Eurospan Group	Distributor
AU	Central Book Services	Distributor
AU	All Things Medical	Distributor

---

**A Practical Guide to the Eustachian Tube** **John L. Dornhoffer (Author)**  
**Rudolf Leuwer (Author)** **Konrad Schwager (Author)** **Soren Wenzel (Author)**  
**Jan Pahnke (With)**

**Series:** **Edition:**

**Imprint:** Springer-Verlag Berlin and Heidelberg GmbH & Co. K **Publisher:** Springer-Verlag Berlin and Heidelberg GmbH & Co. KG

**Pub Date:** 01 Mar 2009 **Publishing Status:** Active

No image available

**Published in:** Germany

Hardback 200pp h235mm x w155mm 20 black & white illustrations, 30 colour illustrations

**ISBN13:** 9783540786375 **ISBN13:** 978-3-540-78637-5 **ISBN10:** 3540786376

**Exclusive rights for sale in:** Worldwide

**Description:** The patulous Eustachian tube is a quite frequent clinical syndrome with many different pathophysiological complaints. Up to now there have been many attempts to help these patients with their complaints, none of longer-lasting effect. The international authors of this book demonstrate a new conservative treatment regime that has proven to be a breakthrough for these patients. The book is divided into three parts such as: Anatomy and physiology of the Eustachian tube with the new model of the tubal mechanics; Examination techniques and evaluation of the new interdisciplinary methods; and, Different treatment options and the new concept of physiotherapy and the new invasive treatment.

**Contents:** Clinical anatomy of the Eustachian tube: Lumen and cartilage in the adult. Functional anatomy of the paratubal muscles: Tensor veli palatini muscle.- Levator veli palatini muscle.- Medial pterygoid muscle. Physiology of the Eustachian tube: Eustachian tube function. Epidemiology of the diseased Eustachian tube. Role of Eustachian tube function tests. A new aspect of the Eustachian tube mechanics: The three hypomochlia of the tensor veli palatini muscle. The impact of middle ear protection. Pathophysiology of the Eustachian tube: Patulous Eustachian tube: Four diagnostic steps to a clinical syndrome. Factors involved in the development of a patulous Eustachian tube. A new concept for the treatment of the patulous Eustachian tube: Step I (Physiotherapy) Dynamic stabilization of the masticatory and cervical muscles.- Step II (Surgery) Paratubal augmentation with septal cartilage. A new systematic view on middle ear surgery: Impact of Eustachian tube function on the prognosis. Impact of surgery on the prognosis. A practical guide to a successful middle ear surgery. Postoperative treatment.

**BIC Subject & Qualifiers:** Otorhinolaryngology (ENT) (MJP)  
Plastic & reconstructive surgery (MNP)  
Dentistry (MMD)  
Paediatric medicine (MJW)

**E4Libraries Subject:** Health and Fitness (HEA)

**Dewey:** 617.86(DC22)

**BISAC Subject:** MEDICAL / Otorhinolaryngology (MED066000)  
 MEDICAL / Surgery / Plastic & Cosmetic (MED085030)  
 MEDICAL / Dentistry / General (MED016000)  
 MEDICAL / Pediatrics (MED069000)

**Readership Level:** Professional & Vocational

Area	Organisation	Role	Area	Organisation	Role
UK	Springer Distribution Center	BookNet Default	OTHER	Springer Verlag Hong Kong	Distributor
UK	Springer-Verlag	Distributor	OTHER	Springer-Verlag Tokyo	Distributor
EUR	Springer-Verlag	Distributor	OTHER	Springer Books (India) Pvt Ltd	Distributor
EUR	Springer-Verlag	Distributor			
EUR	Springer-Verlag France	Distributor			
EUR	Springer-Verlag Iberica SA	Distributor			
EUR	Freihofer AG	Distributor			
EUR	Springer-Verlag Wien	Distributor			
EUR	Springer Hungarica Kiado Kft	Distributor			
AU	Central Book Services	Distributor			
NZ	Central Book Services	Distributor			
SA	Stephan Phillips	Distributor			

**Forensic Aspects of Pediatric Fractures: Differentiating Accidental Trauma from Child Abuse** Rob A.C. Bilo (Author) Simon G.F. Robben (Author) Rick R. van Rijn (Author)

**Series:** **Edition:**

**Imprint:** Springer-Verlag Berlin and Heidelberg GmbH & Co. K **Publisher:** Springer-Verlag Berlin and Heidelberg GmbH & Co. KG

**Pub Date:** 01 Feb 2009 **Publishing Status:** Active

**Published in:** Germany

Hardback 224pp h260mm x w193mm x s15mm 726g 56 black & white illustrations, 249 colour illustrations, 33 black & white tables


**ISBN13:** 9783540787150 **ISBN13:** 978-3-540-78715-0 **ISBN10:** 3540787151

**Wholesaler:** GARD BTB ING

**Exclusive rights for sale in:** Worldwide

**Description:** Fractures are a common finding in children and it is estimated that 2.1% of all children will suffer at least one fracture before the age of 16. With young children in particular, the question may arise if this is related to child abuse. The aim of this book is to help physicians involved in child abuse cases to interpret radiological findings in light of the forensic circumstances under which they occurred. The authors present up-to-date literature related to the mechanisms underlying non-accidental cases of trauma. In this book not only the radiological findings in child-abuse are discussed, but more importantly, these findings are analyzed from a forensic perspective. Careful attention is paid to evidence regarding reported trauma mechanisms and their clinical outcome; for example, can a fall from a couch result in a femoral fracture, and if not, where is the supporting evidence?

**Contents:** Fractures in child abuse. Incidence of pediatric fractures. Differences between pediatric and adult fractures. Differential diagnosis of pediatric fractures. Fractures and child abuse. The radiologist's role in child abuse. Ethical dilemmas in child abuse.- Skull. Signs, symptoms and complications. Biomechanical aspects of skull fractures. Skull fracture types. Skull fractures and intra-cranial pathology. Differential diagnosis of accidental and non-accidental skull fractures. Growing skull fractures. Dating skull fractures. Skull base fractures. Craniofacial fractures and dental trauma.- Ribs. Signs, symptoms and complications. Biomechanical aspects of rib fractures. Rib fractures and child abuse. Differential diagnosis of accidental and non-accidental causes of rib fractures.- Clavicle, sternum, scapula, spine and pelvis.- Extremities. Anatomy and physiology of long bones. Diaphyseal fractures. Epiphyseal and metaphyseal fractures. Humerus. Radius and ulna. Femur. Tibia and fibula. Shaft fractures of the lower extremities. Hands and feet. Subperiosteal hemorrhage.- Trauma-related differential diagnosis. Birth trauma. Accidental fractures. Fall from low height.



Baby walker-related fractures. Baby bouncer-related fractures. Falls from bunk beds. Falls from strollers. Falls from highchairs. Falls from stairs. Falls out of shopping carts. Falls from trampolines.- Disease-related differential diagnosis. Fractures. Radiological differential diagnosis in the absence of fractures. Iatrogenic causes. Temporary brittle bone disease.- Imaging techniques. Conventional radiography. Bone scintigraphy. CT and MRI.- Post mortem imaging. Dating fractures. Medical history and clinical findings. Radiological features. Dating case studies.

**BIC Subject & Qualifiers:** Paediatric medicine (MJW)  
Orthopaedics & fractures (MNS)  
Child abuse (JFFE1)

**E4Libraries Subject:** Health and Fitness (HEA)

**Dewey:** 617.10083(DC22)

**BISAC Subject:** MEDICAL / Emergency Medicine (MED026000)  
MEDICAL / Biochemistry (MED008000)

**Readership Level:** Professional & Vocational

Area	Organisation	Role	Area	Organisation	Role
UK	Springer Distribution Center	BookNet Default	OTHER	Springer Verlag Hong Kong	Distributor
UK	Springer-Verlag	Distributor	OTHER	Springer-Verlag Tokyo	Distributor
EUR	Springer-Verlag	Distributor	OTHER	Springer Books (India) Pvt Ltd	Distributor
EUR	Springer-Verlag	Distributor			
EUR	Springer-Verlag France	Distributor			
EUR	Springer-Verlag Iberica SA	Distributor			
EUR	Freihof AG	Distributor			
EUR	Springer-Verlag Wien	Distributor			
EUR	Springer Hungarica Kiado Kft	Distributor			
AU	Central Book Services	Distributor			
NZ	Central Book Services	Distributor			
SA	Stephan Phillips	Distributor			

## Pediatric Orthopedic Deformities Frederic Shapiro (Author)

**Series:** **Edition:**

**Imprint:** Academic Press **Publisher:** Academic Press

**Pub Date:** 01 Jan 2009 **Publishing Status:** Active

No image available

**Published in:** United States

Undefined

**ISBN13:** 9780080538563 **ISBN13:** 978-0-08-053856-3 **ISBN10:** 0080538568

**For sale in:** World

**Description:** Specific operative and nonoperative techniques and their results are stressed. The book is extensively illustrated with drawings, most of which were made for this book, microscopy photos, and serial radiographs. The reader learns of pediatric orthopedic d

**BIC Subject & Qualifiers:** Paediatric medicine (MJW)  
Orthopaedics & fractures (MNS)

**E4Libraries Subject:** Health and Fitness (HEA)

**Dewey:** 618.927(DC21)

**BISAC Subject:** MEDICAL / Pediatrics (MED069000)  
MEDICAL / Orthopedics (MED065000)

**Readership Level:** General (US: Trade)

Area	Organisation	Role
US	Elsevier Publishing Company	Distributor

**Skeletal Trauma in Children Neil E. Green (Author) Marc F. Swiontkowski (Author)**

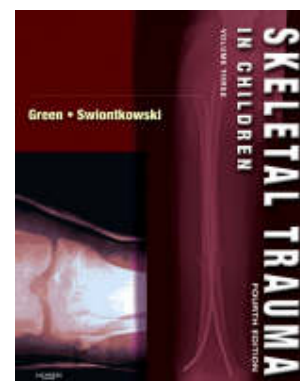
<b>Series:</b>		<b>Edition:</b>	4th Revised edition
<b>Imprint:</b>	Saunders	<b>Publisher:</b>	Elsevier Health Sciences
<b>Pub Date:</b>	16 Dec 2008	<b>Publishing Status:</b>	Active

**Published in:** United Kingdom

Hardback 704pp h276mm x w216mm x s30mm 2177g Approx. 800 illustrations Expert Consult:

Online and Print

**ISBN13:** 9781416049005 **ISBN13:** 978-1-4160-4900-5 **ISBN10:** 1416049002



**Wholesaler:** BTB ING

**Exclusive rights for sale in:** Worldwide

**Description:** Obtain the best outcomes from the latest techniques with help from a 'who's who' of pediatric orthopaedic trauma experts! This companion to "Browner et al.: Skeletal Trauma, 4th Edition" presents practical, focused guidance on managing traumatic musculoskeletal injuries in children and adolescents. It emphasizes the unique aspects of children's fractures in terms of epidemiology, mechanisms, management, and the challenges of treating the skeletally immature patient. State-of-the-art coverage explores growth and development, pathology, complications, child abuse, sports medicine...and almost every possible break from head to toe. A new chapter on sports-related trauma helps you to manage these increasingly prevalent injuries. And, a new, full-color page layout makes it easier to locate the answers you need quickly.

**Contents:** Chapter 1: Skeletal Growth and Development as Related to Trauma, Stephen Frick, Eric T. Jones Chapter 2: Physeal Injuries, David Skaggs Chapter 3: Pathological Fractures in Children, Herbert S. Schwartz, Ginger E. Holt Chapter 4: The Multiply Injured Child, John H. Wilber, George H. Thompson, Jochen Son-Hing Chapter 5: Fractures with Soft Tissue Injuries, Sanjeev Sabharwal, \*Fred F. Behrens Chapter 6: Complications of Fractures in Children, Robert N. Hensinger Chapter 7: Outcomes Assessment in Children with Fractures, James G. Wright, Nancy L. Young Chapter 8: Fractures of the Forearm, Wrist, and Hand, Martin Dolan, Peter Waters Chapter 9: Fractures and Dislocations about the Elbow, Neil E. Green, Nate Van Zeeland Chapter 10: Fractures and Dislocations about the Shoulder, James F. Mooney, III, Lawrence X. Webb Chapter 11: Fractures of the Spine in Children, Gregory Mencio, Clinton Devin Chapter 12: Fractures and Dislocations about the Hips and Pelvis, Marc F. Swiontkowski Chapter 13: Fractures of the Femoral Shaft, Jeffrey Shilt Chapter 14: Fractures and Dislocations about the Knee, Lewis E. Zions Chapter 15: Fractures of the Tibula and Fibula, George H. Thompson, Jochen Son-Hing Chapter 16: Fractures and Dislocations of the Foot and Ankle, Mohammed J. Al-Sayyad, Alvin H. Crawford, Charles T. Mehlma Chapter 17: Child Abuse, Jeffrey Shilt, Neil E. Green, Kathryn E. Cramer Chapter 18: Anesthesia and Analgesia for the Ambulatory Management of Children's Fractures, Eric C. McCarty, Gregory A. Mencio Chapter 19: Rehabilitation of the Child with Multiple Injuries, Louise Z. Spierre, Linda J. Michaud, David Pruitt, Charles T. Mehlman Chapter 20: Sports Injuries (New Chapter), Kevin Shea, Eric Edmonds, Hank Chambers \* Dr. Behrens is deceased

<b>BIC Subject &amp; Qualifiers:</b>	Orthopaedics & fractures (MNS) Musculoskeletal medicine (MJE) Paediatric medicine (MJW)
<b>E4Libraries Subject:</b>	Health and Fitness (HEA)
<b>Dewey:</b>	617.15083(DC22)
<b>BISAC Subject:</b>	MEDICAL / Orthopedics (MED065000) MEDICAL / Pediatrics (MED069000)
<b>LC Subject Heading:</b>	Adolescent Child Infant Fractures in children Dislocations Fractures, Bone Dislocations in children
<b>Readership Level:</b>	Professional & Vocational

Area	Organisation	Role
UK	Elsevier Books Customer Services	BookNet Default
UK	Elsevier Books Customer Services	Distributor
US	Elsevier Publishing Company	Distributor
AU	Elsevier Australia	Distributor
NZ	Elsevier Australia	Distributor
SA	Elsevier Science B V	Distributor
CAN	Elsevier Science Inc	Distributor
UK	Elsevier Books Customer Services	Representative
SA	Elsevier Science B V	Representative


## Atlas of Pediatric Urologic Surgery Frank Hinman (Author) Laurence S. Baskin (Author)

<b>Series:</b>		<b>Edition:</b>	2nd Revised edition
<b>Imprint:</b>	Saunders	<b>Publisher:</b>	Elsevier Health Sciences
<b>Pub Date:</b>	04 Dec 2008	<b>Publishing Status:</b>	Active

**Published in:** United Kingdom

Hardback 992pp h152mm x w229mm x s43mm 3397g Approx. 1100 illustrations

**ISBN13:** 9780721606453 **ISBN13:** 978-0-7216-0645-3 **ISBN10:** 0721606458



**Wholesaler:** GARD BTB ING

**Exclusive rights for sale in:** Worldwide

**Description:** No other atlas presents pediatric urologic surgery with such care, attention to detail, and respect for the subject as this title. Revised to include a new co-author and new illustrations, this new edition supplements comprehensive, step-by-step coverage of every procedure with the commentary of leading urologists. In this atlas, over 60 new procedures present the latest advances in pediatric urologic surgery. Clear writing and detailed illustrations make this atlas ideal for both new and experienced surgeons.

**Contents:** I. PREPARATION FOR PEDIATRIC OPERATIONS 1. Preoperative Evaluation 2. Preparation for Surgery II. OPERATING ON NEONATES, INFANTS AND CHILDREN 3. Intraoperative Monitoring 4. Operative Management 5. Post-Operative Care and Pain Management 6. Perioperative Techniques 7. Laparoscopic Techniques In Children III. KIDNEY Part I: Surgical Approaches 8. Selection of the Incision 9. Anterior Subcostal Incision 10. Anterior Transverse (Chevron) Incision 11. Midline Transperitoneal Incision 12. Subcostal Incision 13. Transcostal Incision 14. Supracostal Incision 15. Dorsal Lumbotomy 16. Repair of Pleural Tear 17. Splenorrhaphy and Splenectomy 18. Repair of Flank Incisional Hernia 19. Laparoscopic Renal Surgery Part II: Kidney Reconstruction 20. Introduction to Kidney Reconstruction 21. Pyeloureteroplasty 22. Nephrostomy 23. Ureterostomy In Situ 24. Open Renal Biopsy 25. Repair of Renal Injuries 26. Simple Nephrectomy 27. Partial Nephrectomy 28. Pediatric Heminephrectomy 29. Radical Nephrectomy 30. Excision of Wilms' Tumor 31. Renal Transplant Recipient 32. Living Donor Nephrectomy IV. ADRENAL GLAND 33. Preparation and Approaches to Adrenal Surgery 34. Surgical Approaches to the Adrenals 35. Excision of Neuroblastoma V. URETER Part I: Ureteroneocystostomy 36. Introduction to Ureteroneocystostomy 37. Transvesical Advancement Technique 38. Distal Tunnel Reimplantation 39. Transtrigonal Technique 40. Sheath Approximation Technique 41. Extravesical Trough Technique 42. Detrusorrhaphy (Modifications Of The Lich-Gregoir Technique) 43. Laparoscopic Extravesical Ureteroneocystostomy (Lich-Gregoir Adaptation) 44. External Tunnel Method 45. Revision Transplant Ureter 46. Endoscopic Reflux Correction 47. Ureteroneocystostomy With Tailoring 48. Ureteral Tailoring (Folding) Technique Part II: Operations for Ureteral Duplication 49. Ureteroneocystostomy for Duplicated Ureters 50. Ureteroureterostomy For Duplicated Ureters 51. Ureteropyelostomy 52. Transureteroureterostomy 53. Transureteroureterostomy With Cutaneous Stoma 54. Calycoureterostomy 55. Ileal Ureteral Replacement 56. Ureterocele Repair 57. Endoscopic Ureterocele Decompression 58. Psoas Hitch Procedure 59. Bladder Flap Repair 60. Renal Autotransplantation 61. Ventriculo-Ureteral Shunt VI. BLADDER Part I: Approaches to the Bladder 62. Lower Midline Extraperitoneal Incision 63. Lower Abdominal Transverse Incision 64. Gibson Incision 65. Mobilization Of The Omentum 66. Posterior Midline Approach to the Bladder Neck Part II: Bladder Reconstruction 67. Pubovaginal Sling 68. Trigonal Tubularization 69. Vesical Neck Tubularization 70. Intravesical Urethral Lengthening 71. Bladder Neck Wraps 72. Insertion Of Artificial Sphincter 73. Closure of Vesical Neck 74. Vesical Exstrophy Primary Complete Closure 75. Modern Staged Reconstruction for Vesical Exstrophy 76. Plastic Correction Of Exstrophy Suprapubic Defect 77. Umbilicoplasty 78. Cloacal Repair 79. Cloacal Exstrophy 80. Prune Belly Syndrome- Reduction Cystoplasty, Abdominal Repair and Umbilicoplasty 81. Closure of Rectourethral Fistula 82. Excision of Urachus Part III: Noncontinent Urinary Diversion 83. Introduction to Noncontinent Diversion 84. Suprapubic Cystostomy 85. Pediatric Vesicostomy 86. Fetal Intervention Vesico-Amniotic Shunt 87. Cutaneous Ureterostomy, Transureteroureterostomy and Pyelostomy 88. Transverse Colon Conduit 89. Ureteroileostomy (Ileal Conduit) Part IV: Catheterizable Continent Channels 90. Introduction to Catheterizable Channels 91. Appendicovesicostomy

92. Ileovesicostomy 93. Continent Vesicostomy 94. Malone Antegrade Continence Enema (MACE) 95. Colon Flap Continence Channel Part V: Bladder Augmentation 96. Introduction to Bladder Augmentation 97. Ileocystoplasty 98. T-Pouch Hemikock 99. Colocystoplasty and Sigmoidcystoplasty 100. Gastrocystoplasty 101. Ureterocystoplasty 102. Autoaugmentation Part VI: Continent Urinary Diversion 103. Introduction to Continent Urinary Diversion 104. Ileal Cecal Colonic Reservoir 105. Ileal Reservoir with Ileal Catherterizable Channel 106. Ureterosigmoidostomy VII. TESTES AND GROIN Part I: Testes Reconstruction 107. Testis Biopsy 108. Inguinal Orchiopexy, Open Technique 109. Scrotal Orchiopexy 110. Orchiopexy for Abdominal Testes 111. High Ligation Orchiopexy 112. Low Ligation Orchiopexy 113. Redo Orchiopexy 114. Microvascular Orchiopexy 115. Laparoscopic Orchiopexy Techniques Part II: Testis Exclusion 116. Simple Orchiectomy 117. Laparoscopic Orchiectomy 118. Radical Orchiectomy 119. Reduction of Testicular Torsion 120. Repair Of Testicular Injury 121. Insertion of Testicular Prosthesis Part III: Groin Reconstruction 122. Inguinal Hernia Repair 123. Correction of Hydrocele 124. Introduction to Vaticoccele Ligation 125. Subinguinal Varicocelelectomy 126. Varicocele Ligation Abdominal and Inguinal 127. Varicocele Laparoscopic VIII. PENIS, URETHRA, AND GENITALIA Part I: Principles of Hypospadias Repair 128. Introduction to Hypospadias Repair 129. Vascularized Pedicle Flaps 130. Bladder Epithelial Grafts 131. Buccal Mucosal Graft 132. Preputial Skin Graft 133. Penile Curvature 134. Dorsal Tunica Albuginea Plication (TAP Procedure) and Elliptical Excision Technique 135. Dermal Graft 136. Glansplasty 137. Skin Coverage Part II: Hypospadias Operations 138. Meatoplasty and Glanuloplasty (MAGPI Repair) 139. Glans Approximation Procedure (GAP) 140. Pyramid Procedure for Repair of the Megameatus - Intact Prepuce Hypospadias Variant 141. Perimeatal-Based Flap Repair 142. Balanitic Groove Hypospadias Repair 143. Transverse Preputial Onlay Island Flap 144. Tubularized Plate Urethroplasty 145. Incision of the Urethral Plate 146. Tranverse Tubularized Preputial Island Flap 147. Onlay Urethroplasty with Parameatal Foreskin Flap 148. Free Tube Graft 149. Two-Stage Primary Skin Repair 150. Two-Stage Revision Buccal Mucosa Hypospadias Repair 151. Penoscrotal Transposition Repair 152. Foreskin Preservation 153. Closure Of Urethrocutaneous Fistula 154. Excision of Male Urethral Diverticulum Part III: Penile Reconstruction 155. Meatotomy 156. Circumcision 157. Repair of Circumcision Injuries 158. Concealed (Buried) and Webbed Penis 159. Penile Torsion 160. Epispadias Repair: Penile Disassembly 161. Epispadias Repair Part IV: Genital Repair 162. Genital Repair In Patients With Disorders Of Sex Development 163. Vaginoplasty 164. Vaginoplasty Using Urogenital Sinus 165. Clitoroplasty 166. Vaginal Reconstruction: Skin Inlay 167. Sigmoid Vaginal Reconstruction 168. Thigh Flap Vagina and Tissue Expansion 169. Repair of Penile Injuries 170. Construction of the Penis A. After Pubertal B. Phalloplasty In Infants 171. Female Urethrovaginal Fistula 172. Female Urethral Construction 173. Urethral Prolapse Part V: Urethral 174. Posterior Urethral Valves 175. Excision of Utricular (Mullerian Duct) Cyst

**BIC Subject & Qualifiers:** Surgery (MN)  
Urology & urogenital medicine (MJS)  
Paediatric medicine (MJW)

**E4Libraries Subject:** Health and Fitness (HEA)

**Dewey:** 617.46(DC22)

**BISAC Subject:** MEDICAL / Pediatrics (MED069000)  
MEDICAL / Atlases (MED101000)

**LC Subject Heading:** Child  
Children - Surgery  
Pediatric urology  
Infant  
Genitourinary organs - Surgery  
Urologic Diseases - surgery  
Female Urogenital Diseases - surgery  
Male Urogenital Diseases - surgery

**Readership Level:** Professional & Vocational

Area	Organisation	Role
UK	Elsevier Books Customer Services	BookNet Default
UK	Elsevier Books Customer Services	Distributor
US	Elsevier Publishing Company	Distributor
AU	Elsevier Australia	Distributor
NZ	Elsevier Australia	Distributor
SA	Elsevier Science B V	Distributor
CAN	Elsevier Science Inc	Distributor
UK	Elsevier Books Customer Services	Representative
SA	Elsevier Science B V	Representative

---

**Pediatric Surgery: Diagnosis and Management Prem Puri (Edited by)  
Michael E. Hollwarth (Edited by)**

**Series:** **Edition:**  
**Imprint:** Springer-Verlag Berlin and Heidelberg GmbH & Co. K **Publisher:** Springer-Verlag Berlin and Heidelberg GmbH & Co. KG  
**Pub Date:** 03 Dec 2008 **Publishing Status:** Active



**Published in:** Germany

Hardback 1022pp h260mm x w193mm x s48mm 2576g 259 black & white illustrations, 320 colour illustrations, 153 black & white tables

**ISBN13:** 9783540695592 **ISBN13:** 978-3-540-69559-2 **ISBN10:** 3540695591

**Wholesaler:** GARD BTB ING

**Exclusive rights for sale in:** Worldwide

**Description:** "Pediatric Surgery, Diagnosis and Management" features contributions by leading experts in pediatric surgery and pediatric urology who have unique experience in their respective fields. The text provides detailed practical advice on the diagnosis and management of congenital and acquired conditions in infants and children.

**Contents:** Part I General: Epidemiology of Congenital Malformations.- Prenatal Diagnosis of Congenital Malformations.- Transport of the Surgical Neonate.- Preoperative Assessment and Vascular Access.- Anaesthesia and Analgesia.- Postoperative Management.- Sepsis.- Nutrition.- Haematological Problems.- Genetics in Pediatric Surgical Practice.- Ethical Considerations in Pediatric Surgery.- Principles of Minimally Invasive Surgery.- Transplantation.- Part II Trauma: Birth Trauma.- Thoracic Trauma in Children.- Abdominal and Genitourinary Trauma.- Head Injuries in Children.- Pediatric Orthopaedic Trauma.- Tendon Injuries.- Maxillofacial Injuries.- Burns.- Foreign Bodies.- Physical Child Abuse.- Part III Head and Neck: Choanal Atresia.- Thyroglossal and Branchial Cysts.- Tracheostomy.- Miscellaneous Conditions of Head and Neck.- Part IV Chest: Chest Wall Deformities.- Breast Lesions.- Airway Malformations.- Mediastinal Masses.- Pulmonary Air Leaks.- Pleural Effusions and Empyema.- Congenital Malformations of the Lung.- Congenital Diaphragmatic Hernia.- Extracorporeal Membrane Oxygenation.- Part V Esophagus: Esophageal Atresia and Tracheo-Esophageal Fistula.- Gastro-Esophageal Reflux.- Achalasia.- Esophageal Perforations and Caustic Esophageal Injury.- Part VI Gastrointestinal: Hypertrophic Pyloric Stenosis.- Gastrostomy and Jejunostomy.- Duodenal Obstruction.- Malrotation.- Intestinal Atresia and Stenosis.- Meconium Ileus and Meconium Peritonitis.- Neonatal Ascites.- Duplications of the Alimentary Tract.- Necrotizing Enterocolitis.- Constipation.- Hirschsprung's Disease and Variants.- Anorectal Anomalies.- Appendicitis.- Intussusception.- Omphalomesenteric Duct Remnants.- Hernias.- Short Bowel Syndrome.- Inflammatory Bowel Disease.- Helicobacter pylori Infection of the Stomach and Peptic Ulcer.- Part VII Liver, Biliary Tract and Pancreas: Biliary Atresia.- Choledochal Cyst.- Hepatic Cysts and Abscesses.- Portal Hypertension.- Gallbladder Disease.- Pancreatic Disorders.- Splenic Disorders.- Part VIII Anterior Abdominal Wall Defects.- Omphalocele and Gastroschisis.- Bladder Exstrophy.- Cloacal Exstrophy.- Prune Belly Syndrome.- Conjoined Twins.- Part IX Tumors: Hemangiomas and Vascular Malformations.- Congenital Nevi.- Cystic Hygroma.- Teratomas.- Neuroblastoma.- Wilm's Tumor.- Soft Tissue Sarcomas.- Hepatic Tumors.- Lymphomas.- Ovarian Tumors.- Testicular Tumors.- Part X Spina Bifida and Hydrocephalus: Spina Bifida and Encephalocele.- Hydrocephalus.- Dermal Sinus and Thethered Cord.- Part XI Genitourinary: Urinary Tract Infection.- Imaging of the Renal Tract in Infants and Children.- Management of the Renal Tract in Infants and Children.- Management of Antenatally Detected Hydronephrosis.- Upper Urinary Tract Obstructions.- Duplication Anomalies.- Vesicoureteral Reflux.- Posterior Urethral Valves.- Neuropathic Bladder.- End-stage Renal Disease and Renal Transplantation.- Intersex.- Cryptorchism.- Acute Scrotum.- Hypospadias.- Buried Penis and Circumcision.- Part XII Pediatric Gynecology: Hydrometrocolpus.- Gynecological conditions in Childhood.- Genital Trauma and Sexual Abuse.- Index.

**BIC Subject & Qualifiers:** Surgical techniques (MNB)  
Paediatric medicine (MJW)  
**E4Libraries Subject:** Health and Fitness (HEA)  
**Dewey:** 617.98(DC22)  
**BISAC Subject:** MEDICAL / Surgery / General (MED085000)  
MEDICAL / Oncology (MED062000)  
**Readership Level:** Professional & Vocational

Area	Organisation	Role	Area	Organisation	Role
UK	Springer Distribution Center	BookNet Default	OTHER	Springer Verlag Hong Kong	Distributor
UK	Springer-Verlag	Distributor	OTHER	Springer-Verlag Tokyo	Distributor
EUR	Springer-Verlag	Distributor	OTHER	Springer Books (India) Pvt Ltd	Distributor
EUR	Springer-Verlag	Distributor			
EUR	Springer-Verlag France	Distributor			
EUR	Springer-Verlag Iberica SA	Distributor			
EUR	Freihof AG	Distributor			
EUR	Springer-Verlag Wien	Distributor			
EUR	Springer Hungarica Kiado Kft	Distributor			
AU	Central Book Services	Distributor			
NZ	Central Book Services	Distributor			
SA	Stephan Phillips	Distributor			


**Complications in Pediatric Surgery Michael G Caty (Edited by) Philip L Glick (Edited by) Marc A Levitt (Edited by) Jeffrey H Haynes (Edited by)**

**Series:** **Edition:**  
**Imprint:** Marcel Dekker Inc **Publisher:** Informa Healthcare  
**Pub Date:** 03 Nov 2008 **Publishing Status:** Active

**Published in:** United States

Hardback 400pp h251mm x w183mm x s30mm 953g Illustrations

**ISBN13:** 9780824728366 **ISBN13:** 978-0-8247-2836-6 **ISBN10:** 082472836X



**Wholesaler:** ING

**BIC Subject & Qualifiers:** Paediatric medicine (MJW)  
Surgery (MN)

**E4Libraries Subject:** Health and Fitness (HEA)

**Dewey:** 617.98(DC22)

**BISAC Subject:** MEDICAL / Surgery / General (MED085000)  
MEDICAL / Pediatrics (MED069000)


**LC Subject Heading:** Child  
Infant  
Surgical Procedures, Operative  
Intraoperative Complications  
Children - Surgery - Complications

**Readership Level:** Professional & Vocational

Area	Organisation	Role
UK	Informa Healthcare Customer Services	BookNet Default
UK	Informa Healthcare Customer Services	Distributor
US	Taylor & Francis Group	Distributor
AU	Informa Healthcare Customer Services	Distributor

**Essentials of Pediatric Endoscopic Surgery Amulya K. Saxena (Edited by)  
Michael E. Hollwarth (Edited by)**

**Series:** **Edition:**  
**Imprint:** Springer-Verlag Berlin and Heidelberg GmbH & Co. K **Publisher:** Springer-Verlag Berlin and Heidelberg GmbH & Co. KG  
**Pub Date:** 07 Oct 2008 **Publishing Status:** Active



**Published in:** Germany

Hardback 572pp h260mm x w193mm x s30mm 1497g 36 black & white illustrations, 665 colour illustrations, 1 black & white tables

**ISBN13:** 9783540783862 **ISBN13:** 978-3-540-78386-2 **ISBN10:** 3540783865

**Wholesaler:** GARD BTB ING

**Exclusive rights for sale in:** Worldwide

**Description:** This work offers clear and concise approach to pediatric endoscopic surgery. Well structured with procedures explained, this work is abundantly illustrated with many color photos and diagrams.

**Contents:** From the Contents: History of Endoscopic Surgery.- Instrumentation and Equipment.- Ergonomics of Endoscopic Surgery.- Instrument Ergonomics.- Suturing Techniques.- Effects of Insufflation.- Anesthesia Considerations.- Preoperative Considerations.- Closed- and Open-Access Techniques.- Concepts in Video-Assisted Thoracic Surgery (VATS).- Robot-Assisted Pediatric Surgery.- Lobectomy.- Bronchogenic Cyst Resection.- Resection of Pulmonary Sequestrations.- Treatment of Pulmonary Blebs and Bullae.- Thoracic Neuroblastoma Resection.- Esophageal Atresia Repair.- Congenital Diaphragmatic Hernia Repair.- Thymectomy.- Aortopexy.- Closure of a Patent Ductus Arteriosus.- Endoscopic Transthoracic Sympathectomy.- Anterior Discectomy and Hemivertebrectomy.- Pectus Excavatum Repair.- Diagnostic Laparoscopy.- Thal Fundoplication.- Nissen Fundoplication.- Toupet Fundoplication.- Cardiomyotomy.- Gastric Banding.- Pyloromyotomy.- Laparoscopic-Assisted Jejunostomy.- Resection of Meckel's Diverticulum.- Intussusception Treatment.- etc.

**BIC Subject & Qualifiers:** Paediatric medicine (MJW)  
 Orthopaedics & fractures (MNS)  
 Cardiothoracic surgery (MNH)  
 Urology & urogenital medicine (MJS)

**E4Libraries Subject:** Health and Fitness (HEA)

**Dewey:** 617.5083(DC22)

**BISAC Subject:** MEDICAL / Surgery / General (MED085000)  
 MEDICAL / Pediatrics (MED069000)

**Readership Level:** Professional & Vocational

Area	Organisation	Role	Area	Organisation	Role
UK	Springer Distribution Center	BookNet Default	OTHER	Springer Verlag Hong Kong	Distributor
UK	Springer-Verlag	Distributor	OTHER	Springer-Verlag Tokyo	Distributor
EUR	Springer-Verlag	Distributor	OTHER	Springer Books (India) Pvt Ltd	Distributor
EUR	Springer-Verlag	Distributor			
EUR	Springer-Verlag France	Distributor			
EUR	Springer-Verlag Iberica SA	Distributor			
EUR	Freihof AG	Distributor			
EUR	Springer-Verlag Wien	Distributor			
EUR	Springer Hungarica Kiado Kft	Distributor			
AU	Central Book Services	Distributor			
NZ	Central Book Services	Distributor			
SA	Stephan Phillips	Distributor			

**Pediatric Surgical Diseases: A Radiologic Surgical Case Study Approach**  
**Ciro Esposito (Edited by) Giovanni Esposito (Edited by) Masayuki Fujioka**  
**(Other adaptation by) C.T. Albanese (Other adaptation by) Nancy Rollins**  
**(Other adaptation by) Felix Schier (Other adaptation by) Gordon A.**  
**Mackinlay (Other adaptation by)**

<b>Series:</b>		<b>Edition:</b>	
<b>Imprint:</b>	Springer-Verlag Berlin and Heidelberg GmbH & Co. K	<b>Publisher:</b>	Springer-Verlag Berlin and Heidelberg GmbH & Co. KG
<b>Pub Date:</b>	03 Oct 2008	<b>Publishing Status:</b>	Active

**Published in:** Germany

Hardback 560pp h270mm x w193mm x s28mm 1656g 820 black & white illustrations, 217 colour illustrations

**ISBN13:** 9783540715153 **ISBN13:** 978-3-540-71515-3 **ISBN10:** 3540715150


**Wholesaler:** BTB ING

**Exclusive rights for sale in:** Worldwide

**Description:** Radiologic evaluation of an infant or child suspected of having a surgical disease can be a complex problem. With this volume, the editors have created a book focused on pediatric imaging written by pediatricians, pediatric surgeons and pediatric radiologists. This book is a collection of over 200 case reports. The concept is a case study approach: The reader is given radiologic images (plain radiography, computed tomography, magnetic resonance imaging, ultrasonography, etc.) and the clinical history of the patient. On the basis of this information, the reader is asked to identify a diagnostic and therapeutic strategy. Each case is complemented by information on the disease affecting the patient and the management of the case shown, including therapy and follow-up. This educational text is targeted at all medical professionals faced with a variety of diagnostic and therapeutic problems affecting infants and children.

**Contents:** Head and neck.- Thorax.- Abdomen.- Genitourinary disorders.- Cardiovascular disorders.- Musculoskeletal disorders.- Emergency and trauma.- Tumors.

<b>BIC Subject &amp; Qualifiers:</b>	Surgery (MN) Radiology (MMPH) Paediatric medicine (MJW)
<b>E4Libraries Subject:</b>	Health and Fitness (HEA)
<b>Dewey:</b>	617.98(DC22)
<b>BISAC Subject:</b>	MEDICAL / Pediatrics (MED069000) MEDICAL / Radiology & Nuclear Medicine (MED080000)
<b>Readership Level:</b>	Professional & Vocational



Area	Organisation	Role	Area	Organisation	Role
UK	Springer Distribution Center	BookNet Default	OTHER	Springer Verlag Hong Kong	Distributor
UK	Springer-Verlag	Distributor	OTHER	Springer-Verlag Tokyo	Distributor
EUR	Springer-Verlag	Distributor	OTHER	Springer Books (India) Pvt Ltd	Distributor
EUR	Springer-Verlag	Distributor			
EUR	Springer-Verlag France	Distributor			
EUR	Springer-Verlag Iberica SA	Distributor			
EUR	Freihof AG	Distributor			
EUR	Springer-Verlag Wien	Distributor			
EUR	Springer Hungarica Kiado Kft	Distributor			
AU	Central Book Services	Distributor			
NZ	Central Book Services	Distributor			
SA	Stephan Phillips	Distributor			

## Surgically Shaping Children: Technology, Ethics, and the Pursuit of Normality Erik Parens (Edited by)

<b>Series:</b>		<b>Edition:</b>	
<b>Imprint:</b>	Johns Hopkins University Press	<b>Publisher:</b>	Johns Hopkins University Press
<b>Pub Date:</b>	01 Oct 2008	<b>Publishing Status:</b>	Active



**Published in:** United States

Paperback 304pp h229mm x w152mm x s18mm 408g 2 line drawings

**ISBN13:** 9780801890901 **ISBN13:** 978-0-8018-9090-1 **ISBN10:** 080189090X

**Wholesaler:** GARD BTB ING

**Description:** This volume explores the ethical and social issues raised by the recent proliferation of surgeries designed to make children born with physical differences look more normal. Using three cases - surgeries to eliminate craniofacial abnormalities such as cleft lip and palate, surgeries to correct ambiguous genitalia, and surgeries to lengthen the limbs of children born with dwarfism - the contributors consider the tensions parents experience when making such life-altering decisions on behalf of, or with, their children.

**Review:** "Notably, the contributors are parents, adults born with these conditions, clinicians, and ethicists. As such, Surgically Shaping Children provides a unique multidisciplinary examination of the issues raised." - JAMA "This compilation of essays edited by Erik Parens is vitally important... Provides an amazing wealth of practical advice... All the chapters are well written and engaging... Parents facing grueling decisions about surgical interventions for their children will find great solace in this book." - New England Journal of Medicine "An important book for the questions it puts forth." - Medical Humanities Review"

**Author Biography:** Erik Parens is a senior research scholar at The Hastings Center, a visiting professor in the Science, Technology, and Society Program at Sarah Lawrence College, and the coeditor of Wrestling with Behavioral Genetics: Science, Ethics, and Public Conversation, also published by Johns Hopkins. He is also editor of Enhancing Human Traits: Ethical and Social Implications and Prenatal Testing and Disability Rights.

<b>BIC Subject &amp; Qualifiers:</b>	Medical ethics & professional conduct (MBDC) Paediatric medicine (MJW) Surgical techniques (MNB)
<b>E4Libraries Subject:</b>	Health and Fitness (HEA)
<b>Dewey:</b>	174.2(DC22)
<b>BISAC Subject:</b>	MEDICAL / Ethics (MED050000) MEDICAL / Pediatrics (MED069000) MEDICAL / Surgery / General (MED085000)
<b>Readership Level:</b>	Professional & Vocational Postgraduate, Research & Scholarly

Area	Organisation	Role	Area	Organisation	Role
UK	John Wiley & Sons Ltd	BookNet Default	SING	APAC Publishers Services Pte Ltd	Distributor
UK	Gardners Books Ltd	Print On Demand	HK	The American University Press Group	Distributor
UK	Bertrams	Print On Demand	OTHER	The American University Press Group	Distributor
UK	John Wiley and Sons Ltd	Distributor			
EUR	Uwe Luedemann	Distributor			
EUR	Academic Book Promotions	Distributor			
EUR	Humphrys Roberts Associates	Distributor			
EUR	Ewa Ledochowicz	Distributor			
US	Lightning Source	Distributor			
AU	Footprint Books	Distributor			
NZ	Footprint Books	Distributor			
CAN	Elise Moser	Distributor			
CAN	Lexa Publishers' Representatives	Distributor			
UK	Yale Representation Ltd	Representative			

---

## General Surgery Absite and Board Review Matthew J Blecha (Author)

**Series:** **Edition:**  
**Imprint:** McGraw-Hill Companies **Publisher:** McGraw-Hill Companies  
**Pub Date:** 17 Jul 2008 **Publishing Status:** Active



**Published in:** United States

Electronic book text 304pp

**ISBN13:** 9786611761820 **ISBN13:** 978-6-6117-6182-0 **ISBN10:** 6611761829

**Wholesaler:** ING

**Restricted Sale Statement:** Restricted: Visit [www.ingramdigital.com](http://www.ingramdigital.com) for assistance.

**BIC Subject & Qualifiers:** Surgery (MN)  
 Paediatric medicine (MJW)  
**E4Libraries Subject:** Health and Fitness (HEA)  
**Dewey:** 618.924(DC21)  
**BISAC Subject:** MEDICAL / Surgery / General (MED085000)  
 MEDICAL / Pediatrics (MED069000)  
**Readership Level:** General (US: Trade)

---

**Pediatric ENT John M. Graham (Edited by) Glenis K. Scadding (Edited by)  
Peter D. Bull (Edited by)**

**Series:** **Edition:**  
**Imprint:** Springer-Verlag Berlin and Heidelberg GmbH & Co. K **Publisher:** Springer-Verlag Berlin and Heidelberg GmbH & Co. KG  
**Pub Date:** 04 Jul 2008 **Publishing Status:** Active

**Published in:** Germany

Paperback 540pp h270mm x w193mm x s25mm 1451g 179 black & white illustrations, 176 colour illustrations, 79 black & white tables

**ISBN13:** 9783540699309 **ISBN13:** 978-3-540-69930-9 **ISBN10:** 3540699309



**Wholesaler:** GARD BTB ING

**Exclusive rights for sale in:** Worldwide

**Description:** In recent years, there has been increasing sub-specialization and a rapid expansion of the range of therapies available to pediatric ENT specialists. This concise, up-to-date textbook deals comprehensively with all the practical and theoretical aspects necessary for those taking exams or wishing to up-date their knowledge. It is divided into sections covering rhinology, otology and head and neck problems. The uniformly structured chapters cover all relevant topics comprehensively and succinctly. The authors are from Europe and the US and are internationally renowned experts in their fields. This useful and reader-friendly textbook will not only be inspirational to young specialists with an interest in pediatric ENT, but also to those who are due to take their final exams as well as for established specialists in the field.

**Contents:** A Paediatric Overview of Children - Seen in the ENT Outpatient Department. - Nursing Aspects of Paediatric ENT.- Anaesthesia for Paediatric ENT Surgery.- The Evolution of Speech and Language.- Evidence-Based Management of Speech and Language Delays.- Paediatric Voice.- Genetics of Non-Syndromic Deafness.- ENT-Related Syndromes.- EXIT -- Antenatal (Pre-natal) Diagnoses and Management.- The Immunocompromised Child.- Cystic Fibrosis and Primary Ciliary Dyskinesia.- Head and Neck Masses.- Paediatric ENT in Developing Countries.- Tonsils and Adenoids.- The Causes and Effects of Obstructive Sleep Apnoea in Children.- Cleft Lip and Palate.- Salivary Gland Disease in Childhood.- Drooling -- Salivary Incontinence (Sialorrhoea).- Congenital Cysts, Sinuses and Fistulae.- Airway Endoscopy and Assessment in Children.- Emergency Management of the Paediatric Airway.- Congenital Disorders of the Larynx, Trachea and Bronchi.- Acquired Disorders of the Larynx in Children.- Laryngeal Webs and Subglottic Hemangiomas.- Post-Intubation Laryngotracheal Stenosis.- Congenital and Acquired Tracheal Stenosis in Children.- Tracheomalacia in Children.- Tracheostomy: an Ancient Life Saver Due for Retirement, or Vital Aid in Modern Airway Surgery? Recurrent Respiratory Papillomatosis.- Pharynx and Oesophagus.- Paediatric Thyroid Disease.- Nasal Foreign Bodies, Epistaxis and Nasal Trauma.- Management of Choanal Atresia.- Allergic Rhinitis.- Rhinosinusitis in Children.- Management of the Deaf Child.- Audiometric Testing of Children.- Otoplasty and Common Auricular Deformities.- Diagnosis and Management Strategies in Congenital Middle and External Ear Anomalies.- Imaging of the Deaf Child.- Acute Otitis Media in Children.- Otitis Media With Effusion.- Chronic Otitis Media.- Bone-Anchored Hearing Aid (BAHA) and Softband.- Cochlear Implantation in Children.- The Dizzy Child.- The Facial Nerve.

**BIC Subject & Qualifiers:** Otorhinolaryngology (ENT) (MJP)  
Plastic & reconstructive surgery (MNP)  
Paediatric medicine (MJW)

**E4Libraries Subject:** Health and Fitness (HEA)

**Dewey:** 618.9209751(DC22)

**BISAC Subject:** MEDICAL / Otorhinolaryngology (MED066000)  
MEDICAL / Pediatrics (MED069000)

**Readership Level:** Professional & Vocational

Area	Organisation	Role	Area	Organisation	Role
UK	Springer Distribution Center	BookNet Default	OTHER	Springer Verlag Hong Kong	Distributor
UK	Springer-Verlag	Distributor	OTHER	Springer-Verlag Tokyo	Distributor
EUR	Springer-Verlag	Distributor	OTHER	Springer Books (India) Pvt Ltd	Distributor
EUR	Springer-Verlag	Distributor			
EUR	Springer-Verlag France	Distributor			
EUR	Springer-Verlag Iberica SA	Distributor			
EUR	Freihof AG	Distributor			
EUR	Springer-Verlag Wien	Distributor			
EUR	Springer Hungarica Kiado Kft	Distributor			
AU	Central Book Services	Distributor			
NZ	Central Book Services	Distributor			
SA	Stephan Phillips	Distributor			


## A History of Surgical Pediatrics Robert Carachi (Edited by) Dan Young (Edited by) Cenk Buyukunal (Edited by)

<b>Series:</b>		<b>Edition:</b>	
<b>Imprint:</b>	World Scientific Publishing Co Pte Ltd	<b>Publisher:</b>	World Scientific Publishing Co Pte Ltd
<b>Pub Date:</b>	16 Jun 2008	<b>Publishing Status:</b>	Active

**Published in:** Singapore

Hardback 300pp h229mm x w157mm x s38mm 1361g illustrations

**ISBN13:** 9789812772268 **ISBN13:** 978-981-277-226-8 **ISBN10:** 981277226X



**Wholesaler:** GARD BTB ING

**Description:** This book provides an authoritative overview of the global development of surgical pediatrics. Biographical accounts of key people who developed this relatively new specialty, many of whom are now household names, are presented. The compendium also acknowledges the enormous contribution of imaging (ultrasound/MRI and PET scans), minimal invasive surgery, and fetal surgery, as well as the role of related journals and associations, in the progress of surgical pediatrics. Many of the 50 contributors have been instrumental to the development of surgical pediatrics in their respective countries, and have considerable worldwide influence on the management of children requiring surgical care. Through their valuable insight and first-hand experience, this book not only shines a light on the past achievements of previous generations of pediatric surgeons, but also serves as a model to encourage future generations to do likewise.

<b>BIC Subject &amp; Qualifiers:</b>	Surgery (MN) Paediatric medicine (MJW) History of medicine (MBX)
<b>E4Libraries Subject:</b>	Health and Fitness (HEA)
<b>Dewey:</b>	617.98(DC22)
<b>BISAC Subject:</b>	MEDICAL / Pediatrics (MED069000) MEDICAL / History (MED039000)
<b>Readership Level:</b>	Postgraduate, Research & Scholarly

Area	Organisation	Role	Area	Organisation	Role
UK	Marston Book Services Ltd	BookNet Default	SING	World Scientific Publishing Co Pte.Ltd ,Singapore	Distributor
UK	Marston Book Services Ltd	Distributor	OTHER	World Scientific Publishing (HK) Co	Distributor
AU	Central Book Services	Distributor	OTHER	Librairie Internationale	Distributor
NZ	Central Book Services	Distributor	OTHER	Parry's Book Center Sdn Bhd	Distributor
CAN	World Scientific Publishing Co Inc (USA)	Distributor	OTHER	Unalis Corporation	Distributor
			OTHER	Marston Book Services Ltd	Distributor

## Pediatric Surgery Digest Zacharias Zachariou (Edited by)

<b>Series:</b>		<b>Edition:</b>	
<b>Imprint:</b>	Springer-Verlag Berlin and Heidelberg GmbH & Co. K	<b>Publisher:</b>	Springer-Verlag Berlin and Heidelberg GmbH & Co. KG
<b>Pub Date:</b>	01 Jun 2008	<b>Publishing Status:</b>	Active

**Published in:** Germany

Mixed media product 918pp h190mm x w127mm x s36mm 862g 252 black & white illustrations, 226 colour illustrations, 222 colour tables Book with DVD

**ISBN13:** 9783540340324 **ISBN13:** 978-3-540-34032-4 **ISBN10:** 3540340327



**Wholesaler:** GARD BTB ING

**Exclusive rights for sale in:** Worldwide

**Description:** "Pediatric Surgery Digest" offers a praxis-oriented and up-to-date overview of all subjects in pediatric surgery according to the European surgical curriculum. Additionally, interdisciplinary aspects concerning pediatrics, adult surgery, obstetrics and other disciplines working with children were considered. The tables enable quick access to indications for the operative and conservative therapy with schematic step-by-step illustrations for nearly all surgical procedures. Practical information on child-adapted dosage for pharmacotherapy as well as age-specific injury patterns from scalding in young children to spleen rupture in teenaged vehicle users are taken into consideration. The surgical role in modern pediatric oncology is also presented according to the guidelines of SIOP. European pediatric surgeons, experts in their field, have written this book for students and trainees, but also for anybody who treats children surgically.

**Contents:** Part I Introduction: Introduction.- Part II General Considerations: Enteral / Parenteral Nutrition in Infants and Children.- Emergencies / Resuscitation.- Blood / Blood-Products Transfusion.- Pain Management.- Wounds / Surgical Techniques.- Minimal Invasive Surgery Principles.- Imaging in Pediatric Surgery.- Expert Opinion.- Special Situations.- Part III Specific Diseases: Birth Trauma.- Skull.- Spinal Column.- Face.- Neck.- Thorax.- Diaphragm.- Esophagus.- Abdominal Wall.- Abdomen.- Stomach and Duodenum.- Intestinal Congenital Malformations.- Intestinal Diseases.- Anorectal Diseases.- Inflammatory Bowel Diseases.- Blunt Abdominal Trauma.- Liver and Pancreas.- Pediatric Surgical Oncology.- Urogenital Tract.- Penis.- Testicles.- Vagina and External Female Genitalia.- Ovarian Cysts.- Kidney and Bladder.- Kidney Insufficiency.- Skin and Soft Tissues.- Osteoarticular System.- Skeletal System.- Part IV Appendices: Embryology.- Vaccination.- Notifiable Infectious Disease.- Fever Types.- Catheter Sizes.- Reference Values.- Commonly Used Pharmaceuticals.- Syndromes.- List of Figure Sources.- Subject Index.

<b>BIC Subject &amp; Qualifiers:</b>	Surgery (MN) Paediatric medicine (MJW)
<b>E4Libraries Subject:</b>	Health and Fitness (HEA)
<b>Dewey:</b>	617.98(DC22)
<b>BISAC Subject:</b>	MEDICAL / Surgery / Neurosurgery (MED085010) MEDICAL / Urology (MED088000)
<b>Readership Level:</b>	Professional & Vocational

Area	Organisation	Role	Area	Organisation	Role
UK	Springer Distribution Center	BookNet Default	OTHER	Springer Verlag Hong Kong	Distributor
UK	Springer-Verlag	Distributor	OTHER	Springer-Verlag Tokyo	Distributor
EUR	Springer-Verlag	Distributor	OTHER	Springer Books (India) Pvt Ltd	Distributor
EUR	Springer-Verlag	Distributor			
EUR	Springer-Verlag France	Distributor			
EUR	Springer-Verlag Iberica SA	Distributor			
EUR	Freihofer AG	Distributor			
EUR	Springer-Verlag Wien	Distributor			
EUR	Springer Hungarica Kiado Kft	Distributor			
AU	Central Book Services	Distributor			
NZ	Central Book Services	Distributor			
SA	Stephan Phillips	Distributor			


## Pediatric Urology: Surgical Complications and Management Duncan T. Wilcox (Author) Prasad P. Godbole (Author) Martin A. Koyle (Author)

<b>Series:</b>		<b>Edition:</b>	
<b>Imprint:</b>	Wiley-Blackwell (an imprint of John Wiley & Sons Ltd)	<b>Publisher:</b>	John Wiley and Sons Ltd
<b>Pub Date:</b>	23 May 2008	<b>Publishing Status:</b>	Active

**Published in:** United Kingdom

Hardback 368pp h253mm x w194mm x s24mm 1032g Illustrations

**ISBN13:** 9781405162685 **ISBN13:** 978-1-4051-6268-5 **ISBN10:** 1405162686



**Wholesaler:** GARD BTB ING

**Exclusive rights for sale in:** United Kingdom, Australia, Canada, Ireland, New Zealand, South Africa, United States

**Description:** This practical evidence-based textbook clearly addresses operative procedures and the prevention and management of common and rare complications encountered in pediatric urological practices. In the current climate of informed consent and medicolegal aspects of any surgical intervention, it is essential to give patients and their carers all the information available. With world renowned editors and contributors offering their personal experiences, "Pediatric Urology" thoroughly explores this issue and also addresses essential topics including: principles of surgical audit; general principles; open surgery of the upper urinary tract; surgery of the bladder; endoscopic surgery of the urinary tract; genitalia; renal impairment surgery; urogenital tumors; trauma; and, surgery for urinary incontinence. The book is uniquely written for trainees in pediatric surgery, general surgery and pediatric urology as a learning tool for learning consent and preparation for examinations. It is also invaluable for trainers in the above specialities as an accessible reference to complement their experience.

**Review:** "The book is uniquely written for trainees in pediatric surgery, general surgery and pediatric urology as a learning tool for learning consent and preparation for examinations. It is also invaluable for trainers in the above specialties as an accessible reference to complement their experience." (Doody's Reviews, May 2009) "The readers of any books devoted to surgical complications will inevitably be looking for insights into how to avoid these complications in the first place. In this outstanding new textbook, they will not be disappointed." - from the foreword by David F.M. Thomas, Leeds Teaching Hospitals, UK

**Contents:** Contributors. Foreword. Preface. Part I Principles of Surgical Audit. 1 How to Set Up a Prospective Surgical Audit: Andrew Sinclair (Northwest England Regional Rotation, Cheshire) and Ben Bridgewater (University Hospital of South Manchester NHS Foundation Trust). 2 Evaluating Personal Surgical Audit and What to Do If Your Results Are Outside the "Mean": Andrew Sinclair (Northwest England Regional Rotation, Cheshire) and Ben Bridgewater (University Hospital of South Manchester NHS Foundation Trust). 3 The Implications of a Poor Surgical Outcome: Robert Wheeler (Southampton University Hospitals Trust). Part II General Principles. 4 The Metabolic and Endocrine Response to Surgery I: Laura Coates (Bristol Royal Hospital for Children) and Joe I. Curry (Great Ormond Street Hospital). 5 The Metabolic and Endocrine Response to Surgery II: Management: Benjamin P. Wisner (University of Colorado), Douglas Ford (University of Colorado) and Martin A. Koyle (University of Washington). 6 Perioperative Anesthetic and Analgesic Risks and Complications: Philippa Evans (Great Ormond Street Hospital) and Mark Thomas (Great Ormond Street Hospital). Part III Open Surgery of the Upper Urinary Tract. 7 Nephrectomy: Paul Crow (Bristol Royal Hospital for Children) and Mark Woodward (Bristol Royal Hospital for Children). 8 Partial Nephrectomy: Marc-David Leclair (Hopital Mere-Enfant Nantes, France) and Yves Heloury (Hopital Mere-Enfant Nantes, France). 9 Ureteropelvic Junction Obstruction: Jenny Yiee (University of California Los Angeles) and Duncan T. Wilcox (University of Texas)

Southwestern Dallas).10 Ureteral Reimplant Surgery: Laurence S. Baskin (University of California) and Gerald Mingin (University of Vermont).11 Ureteroureterostomy: Job K. Chacko (Thomas Jefferson University) and Martin A. Koyle (University of Washington).Part IV Surgery of the Bladder.12 Epispadias-Exstrophy Complex: Ahmad A. Elderwy (Children's Hospital and Regional Medical Center, Seattle) and Richard Grady (University of Washington School of Medicine).13 Umbilical and Urachal Anomalies: Paul F. Austin (Washington University School of Medicine).Part V Endoscopic Surgery of the Urinary Tract.14 Cystoscopy and Cystoscopic Interventions: Divyesh Y. Desai (Great Ormond Street Hospital for Children NHS Trust).15 Vesicoureteric Reflux: Christian Radmayr (Medical University Innsbruck, Austria).16 Interventional Procedures: Korgun Koral (University of Texas Southwestern Medical Center at Dallas).17 Minimally Invasive Interventions for Stone Disease: H. Serkan Dogan (Uludag University, Turkey) and Serdar Tekgul (Hacettepe University, Turkey).18 General Laparoscopy: Chris Kimber (Southern Health, Australia) and Neil McMullin (Royal Children's Hospital, Australia).19 Laparoscopy for the Upper Urinary Tract: J.S. Valla (Chirurgie Pediatrique Fondation Lenval Nice, France).20 Robotics in Pediatric Urology: Pyeloplasty: L. Henning Olsen (Aarhus University Hospital, Denmark) and Yazan F. Rawashdeh (Aarhus University Hospital, Denmark).21 Lower Urinary Tract Laparoscopy in Pediatric Patients: Rakesh P. Patel (Hospital of the University of Pennsylvania), Benjamin M. Brucker (Hospital of the University of Pennsylvania) and Pasquale Casale (Children's Hospital of Philadelphia).Part VI Genitalia.22 Hernia and Hydrocele Repair: Henrik Steinbrecher (Southampton General Hospital).23 Orchidopexy and Orchidectomy: Kim A.R. Hutton (University Hospital of Wales) and Indranil Sau (University Hospital of Wales).24 Laparoscopic Orchidopexy: Derek J. Matoka (University of Pittsburgh Medical Center), Michael C. Ost (University of Pittsburgh Medical Center), Marc C. Smaldone (University of Pittsburgh Medical Center) and Steven G. Docimo (University of Pittsburgh Medical Center).25 Varicocele: Ramnath Subramaniam (St. James University Hospital, Leeds) and Eva Macharia (St. James University Hospital, Leeds).26 Hypospadias Urethroplasty: Warren T. Snodgrass (University of Texas Southwestern Medical Center).27 Phalloplasty for the Biological Male: Piet Hoebeke (Ghent University Hospital, Belgium), Nicolaas Lumen (Ghent University Hospital, Belgium) and Stan Monstrey (Ghent University Hospital, Belgium).28 Female Genital Reconstruction I: Sarah M. Creighton (University College Hospital, London).29 Female Genital Reconstruction II: Jeffrey A. Leslie (Indiana University) and Richard C. Rink (Indiana University).30 Persistent Cloaca: Stephanie Warne (Royal Hospital for Sick Children, Edinburgh) and Duncan T. Wilcox (University of Texas Southwestern).Part VII Renal Impairment Surgery.31 Hemodialysis and Peritoneal Dialysis: Alun Williams (Nottingham University Hospitals NHS Trust).32 Kidney Transplantation: Alun Williams (Nottingham University Hospitals NHS Trust).Part VIII Urogenital Tumors.33 Wilms Tumor and Other Renal Tumors: Michael Ritchey (Mayo Clinic College of Medicine) and Sarah Conley (Mayo Clinic College of Medicine).34 Rhabdomyosarcoma: Barbara Ercole (University of Connecticut), Michael Isakoff (University of Connecticut) and Fernando A. Ferrer (University of Connecticut).35 Testicular Tumors: Jonathan H. Ross (Cleveland Clinic).36 Adrenal Tumors: Bruce Broecker (Emory University School of Medicine, USA) and James Elmore (Emory University School of Medicine).Part IX Trauma.37 Genital Trauma: Vijaya Vemulakonda (University of Washington School of Medicine) and Richard W. Grady (University of Washington School of Medicine).38 Urinary Tract Trauma: Ashok Rijhwani (Columbia Asia Hospital, India), W. Robert DeFoor, Jr (Cincinnati Children's Hospital), and Eugene Minevich (Cincinnati Children's Hospital).Part X Surgery for Urinary and Fecal Incontinence.39 Augmentation Cystoplasty: Prasad P. Godbole (Sheffield Children's NHS Trust).40 Appendicovesicostomy and Ileovesicostomy: Martin Kaefer (Indiana University).41 Surgical Management of the Sphincter Mechanism: Juan C. Prieto (University of Texas Southwestern) and Linda A. Baker (University of Texas Southwestern).42 Surgery for Fecal Incontinence: W. Robert DeFoor, Jr (Cincinnati Children's Hospital), Eugene Minevich (Cincinnati Children's Hospital), Curtis A. Sheldon (Cincinnati Children's Hospital) and Martin A. Koyle (University of Washington).Index

**Author Biography:** Duncan T. Wilcox, MBBS, MD, FEAPU, Associate Professor, Pediatric Urology; Rose Mary Haggar Professorship in Urology, University of Texas Southwestern, Dallas, Texas, USA Prasad P. Godbole, FRCS, FRCS(Paed), Consultant Pediatric Urologist, Sheffield Children's NHS Trust, Sheffield, UK Martin A. Koyle MD, FAAP, FACS, Professor of Urology and Pediatrics, University of Washington; Chief, Division of Urology, Children's Hospital and Regional Medical Center, Seattle, Washington, USA

**BIC Subject & Qualifiers:** Urology & urogenital medicine (MJS)  
Paediatric medicine (MJW)  
Surgery (MN)

**E4Libraries Subject:** Health and Fitness (HEA)

**Dewey:** 617.4601(DC22)

**BISAC Subject:** MEDICAL / Surgery / General (MED085000)  
MEDICAL / Pediatrics (MED069000)

**LC Subject Heading:** Child  
Pediatric urology  
Infant  
Urologic Diseases - surgery  
Intraoperative Complications - prevention & control  
Postoperative Complications - prevention & control  
Genitourinary organs - Surgery - Complications  
Female Urogenital Diseases - surgery  
Male Urogenital Diseases - surgery  
Urologic Surgical Procedures - adverse effects

**Readership Level:** Professional & Vocational

Area	Organisation	Role
UK	John Wiley & Sons Ltd	BookNet Default
UK	John Wiley and Sons Ltd	Distributor
US	John Wiley & Sons	Distributor
AU	John Wiley & Sons Australia Ltd	Distributor
NZ	John Wiley & Sons Australia Ltd	Distributor
SA	John Wiley & Sons Johannesburg	Distributor
SA	John Wiley & Sons orders UK	Distributor
SA	Intersoft Book Distributors (SIMRON Pty Ltd)	Distributor
SA	John Wiley & Sons orders UK	Representative


## Reoperative Pediatric Surgery Steven Teich (Edited by) Donna A. Caniano (Edited by)

<b>Series:</b>		<b>Edition:</b>	
<b>Imprint:</b>	Humana Press Inc.	<b>Publisher:</b>	Humana Press Inc.
<b>Pub Date:</b>	21 Apr 2008	<b>Publishing Status:</b>	Active

**Published in:** United States

Hardback 570pp h254mm x w178mm x s27mm 1270g 180 black & white illustrations, 30 black & white tables

**ISBN13:** 9781588297617 **ISBN13:** 978-1-58829-761-7 **ISBN10:** 1588297616



**Wholesaler:** GARD BTB ING

**Exclusive rights for sale in:** Worldwide

**Description:** This book is about reoperative surgery, a problem that is confronted by every surgeon. These are always extremely challenging cases which require careful attention to detail and meticulous preoperative planning. Reoperative surgery is much more common and more critical in pediatric surgery due to the unique circumstances of pediatric patients: less than optimal functional outcomes, anatomic changes with growth, and, planned stage procedures. The intended audience for this book includes both surgeons and non-surgeons involved in the care of pediatric patients. The book will be of interest to pediatric surgeons, general surgeons performing pediatric surgery, pediatric thoracic surgeons, pediatric urologists, pediatric anesthesiologists, pediatric radiologists, and pediatric oncologists.

**Contents:** SECTION I: GENERAL CONSIDERATIONS Radiology of the Postoperative Patient - William Shiels, II, DO, D. Gregory Bates, MD & Mark J. Hogan, MD Diagnostic Aids for Reoperation Interventional Alternatives to Avoid Reoperation Techniques for Difficult Venous and Arterial Access - Jaimie Nathan, MD, John Racadio, MD & Brad W Warner, MD SECTION II: HEAD AND NECK a. Recurrent Cysts - Bradley M. Rodgers, MD b. Atypical Mycobacterial Lymphadenitis - Bradley M. Rodgers, MD c. Tracheal Problems - Bradley M. Rodgers, MD d. Chronic Drooling - Bradley M. Rodgers, MD Reoperative Thyroid and Parathyroid Surgery - Elisabeth Tracy, MD & Michael Skinner, MD SECTION III: CHEST Complications of Pectus Excavatum and Carinatum Repair - Robert E. Kelly, Jr., MD Complications of CDH Repair and Recurrent CDH -- Melissa Hayward, MD, Dario O. Fauza, MD, & Jay M. Wilson, MD Reoperation for Jeune's Syndrome - J. Terrance Davis, MD, Alistair B.M. Phillips, MD, Frederick Long, MD & Robert G. Castile, MD Reoperation for Benign Breast Disorders- Denise B. Klinkner, MD & Marjorie J. Arca, MD SECTION IV: ABDOMINAL WALL Steven Teich, MD & Donna A. Caniano, MD a. Abdominal Wall Dehiscence b. Hernias c. Abdominal Compartment Syndrome d. Techniques to Aid Reoperation in the Complex Abdomen e. Management of Difficult Wounds SECTION V: GASTROINTESTINAL TRACT Reoperation after Esophageal Atresia Repair and Other Esophageal Conditions - Brian Kenney, MD Reoperation after Failed Fundoplication and Other Gastric Surgeries -- Mary Brindle, MD & Jacob C. Langer, MD Reoperation after Duodenal Atresia Repair and Management of Duodenal Fistulas - Jonathan I. Groner, MD Reoperation after Surgery of the Small Bowel -- Moritz M. Ziegler, MD & John Petty, MD Interventions for Appendiceal Complications - Renata Fabia, MD & Steven Teich, MD Reoperation for Inflammatory Bowel Disease -- Christopher R. Moir, MD Reoperation for Stoma Complications - Benedict Nwomeh, MD Reoperative Surgery for Hirschsprung's Disease - Mohamed El-sawaf, MD, Arnold Coran, MD, & Daniel H. Teitelbaum, MD Reoperative Surgery for Anorectal Malformations - Marc Levitt, MD & Alberto Pena, MD Reoperation for Recurrent Anal and Perianal Conditions - Shahab Abdessalam, MD & Donna A. Caniano, MD SECTION VI: SOLID ORGANS Reoperation of the Liver and Biliary System -- Jaimie Nathan, MD & Frederick C. Ryckman, MD Reoperation of the Pancreas - Eunice Y. Huang, MD, Max R. Langham, Jr., MD & Timothy C. Fabian, MD SECTION VII: REOPERATIVE ONCOLOGY Rhabdomyosarcoma - David Rodeberg, MD & Eugene Wiener, MD Neuroblastoma - John Hamner, MD, Andrew Davidoff, MD & Stephen Shochat, MD Wilm's Tumor -- Sanjeev A. Vasudevan, MD & Jed G. Nuchtern, MD Peripheral Neuroectodermal Tumors - Michael LaQuaglia, MD Osteosarcoma Metastases - Matthew Harting, MD, Richard Andrassy, MD & Andrea Hayes-Jordan, MD Neurofibromatosis - Ravi Radhakrishnan, MD & Richard Andrassy, MD Tumors of the Liver -- Rebecka L. Meyers, MD



Chemotherapy and Immunotherapy.- Radiotherapy.- Perinatal Tumors.- Renal Tumors.- Neuroblastoma and Other Adrenal Tumors.- Liver Tumors in Children.- Malignant Germ Cell Tumors.- Soft-Tissue Sarcoma.- Lymphoma.- Bone Tumors: Limb Salvage.- Head and Neck Tumors.- Brain Tumors.- Thoracic Tumors.- Rare Tumors.- Reconstructive Surgery.- Surgical Complications and Childhood Tumors.- Supportive Care of Children With Cancer.- Long-Term Effects of Cancer Therapy On Growth and Fertility.- Minimal Invasive Surgery in the Diagnosis and Treatment of Childhood Cancer.- New Treatments and New Strategies.- Central Venous Access.- Palliative Care and Pain Management.- Parents' Associations Support Groups.- Index.

**BIC Subject & Qualifiers:** Paediatric medicine (MJW)  
Surgical oncology (MNK)

**E4Libraries Subject:** Health and Fitness (HEA)

**Dewey:** 618.92994(DC22)

**BISAC Subject:** MEDICAL / Surgery / General (MED085000)  
MEDICAL / Oncology (MED062000)

**Readership Level:** Professional & Vocational

Area	Organisation	Role	Area	Organisation	Role
UK	Springer Distribution Center	BookNet Default	OTHER	Springer Verlag Hong Kong	Distributor
UK	Springer-Verlag	Distributor	OTHER	Springer-Verlag Tokyo	Distributor
EUR	Springer-Verlag	Distributor	OTHER	Springer Books (India) Pvt Ltd	Distributor
EUR	Springer-Verlag	Distributor			
EUR	Springer-Verlag France	Distributor			
EUR	Springer-Verlag Iberica SA	Distributor			
EUR	Freihofer AG	Distributor			
EUR	Springer-Verlag Wien	Distributor			
EUR	Springer Hungarica Kiado Kft	Distributor			
AU	Central Book Services	Distributor			
NZ	Central Book Services	Distributor			
SA	Stephan Phillips	Distributor			

## Pediatrics Vernon T. Tolo (Edited by) David L. Skaggs (Edited by)

**Series:** Master Techniques in Orthopaedic Surgery  
**Edition:**

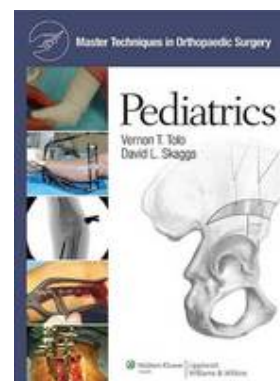
**Imprint:** Lippincott Williams and Wilkins  
**Publisher:** Lippincott Williams and Wilkins

**Pub Date:** 01 Feb 2008  
**Publishing Status:** Active

**Published in:** United States

Hardback 512pp h280mm x w216mm x s26mm 1634g 900 Hardcover

**ISBN13:** 9780781791243 **ISBN13:** 978-0-7817-9124-3 **ISBN10:** 0781791243



**Wholesaler:** GARD ING

**Exclusive rights for sale in:** Worldwide

**Description:** This new volume of the "Master Techniques in Orthopaedic Surgery Series" presents the most advanced, successful surgical techniques for treating fractures, congenital conditions, and other orthopaedic problems in children. The world's foremost surgeons describe their preferred techniques in step-by-step detail, explain the indications and contraindications, identify pitfalls and potential complications, and offer pearls and tips for improving results. The book is thoroughly illustrated with full-color, sequential, surgeon's-eye view intraoperative photographs, as well as drawings by noted medical illustrators. A companion Website offers the fully searchable text and an image bank. It is part of "Doody's Core Titles 2009".

**Contents:** TRAUMA Closed Reduction and Pinning of Supracondylar Humerus Fractures Jennifer M. Weiss and David L. Skaggs Lateral Condyle Fractures R. Blasier Operative Treatment of Radial Neck Fractures Saul Bernstein Operative Treatment of Pediatric Forearm Fractures Using Flexible IM Nailing Donald Bae and Peter Waters Titanium Elastic Nailing for Pediatric Femur Fractures Wudbhav Sankar and John M. Flynn Early Spica Cast Application for Femur Fractures William Hennrikus and Scott Mubarak Submuscular Plating for Femur Fractures Ernest L. Sink

Pediatric Femoral Shaft Fracture Treatment with Femoral IM Nail through Greater Trochanter Entry Jonathan H. Phillips CEREBRAL PALSY Lower Extremity Surgery in Children with Cerebral Palsy Robert M. Kay HIPS Open Reduction of a Congenital Dislocated Hip and Salter Innominate Osteotomy Colin F. Moseley Dega Acetabuloplasty Paul Sponseller Varus Derotation Osteotomy of Proximal Femur Vernon T. Tolo Irrigation and Debridement of a Pediatric Septic Hip Frances Farley Shelf Arthroplasty of the Hip Alvin H. Crawford and Jose A. Herrera-Soto Percutaneous Pinning of Slipped Capital Femoral Epiphysis Laurel C. Blakemore Chiari Osteotomy of the Pelvis Bouchaib Yousri and Charles Price FOOT Ponsetti Technique for Clubfoot Kenneth Noonan Posteromedial and Posterolateral Release in the Treatment of Resistant Clubfoot Richard Davidson Midfoot Osteotomies Robert M. Kay and Deidre D. Ryan Cavus Foot David Roye, Javier Avendano, and Jaime Gomez Anterior Tibial Tendon Transfer Ken N. Kuo Calcaneal Lengthening Osteotomy for Valgus Deformity of the Hindfoot Vincent S. Mosca KNEE ACL Reconstruction in the Skeletally Immature Patient Jennifer M. Weiss and Mininder S. Kocher Hemi-epiphysiodesis Peter M. Stevens Epiphysiodesis William Warner Treatment of Tibia Vara Perry L. Schoenecker and J. Eric Gordon Treatment of Discoid Meniscus in Child or Adolescent Jennifer M. Weiss Congenital Knee Dislocation Charles Johnston SPINE Posterior Spinal Fusion with Hybrid Construct Using Sublaminar Wires David L. Skaggs Posterior Spinal Fusion with Pedicle Screws Michael D. Daubs, Yongjung J. Kim, and Lawrence G. Lenke Anterior Spinal Fusion for Thoracolumbar Idiopathic Scoliosis Daniel J. Sucato Thoracoplasty Christopher W. Reilly Posterior Occiput-C2 and C1-C2 Cervical Fusion John P. Dormans and Purushottam A. Gholve Instrumentation of Neuromuscular Scoliosis to Pelvis Vernon T. Tolo Convex Hemi-epiphysiodesis for Treatment of Congenital Scoliosis John F. Sarwark, Najeeb Khan, and Alfred Cook Hemivertebra Excision Daniel Hedequist and John Emans Growing Spinal Instrumentation Eric W. Hooley and Behrooz A. Akbarnia Costotransversectomy John Smith Expansion Thoracostomy and Titanium Rib Implant in the Treatment of Congenital Scoliosis with Fused Ribs Robert M. Campbell Thoracoscopic Release, Fusion, and Instrumentation Peter O. Newton and Andrew Perry Temporary Distraction Rods in the Correction of Severe Scoliosis David L. Skaggs, Jacob M. Buchowski, and Paul Sponseller

**BIC Subject & Qualifiers:** Orthopaedics & fractures (MNS)  
Paediatric medicine (MJW)

**E4Libraries Subject:** Health and Fitness (HEA)

**Dewey:** 618.920975(DC22)

**BISAC Subject:** MEDICAL / Pediatrics (MED069000)

**LC Subject Heading:** Adolescent  
Child  
Pediatric orthopedics  
Orthopedic Procedures - methods  
Orthopedic surgery

**Readership Level:** Professional & Vocational

Area	Organisation	Role	Area	Organisation	Role
UK	NBN International Ltd	BookNet Default	SING	APAC Publishers Services Pte Ltd	Distributor
UK	NBN International Ltd	Distributor	OTHER	Igaku Shoin Ltd	Distributor
EUR	International Publishers Representatives	Distributor	WWW	NBN International Ltd	Online
AU	Lippincott Williams & Wilkins	Distributor			
NZ	Lippincott Williams & Wilkins	Distributor			
SA	Lippincott, Williams and Wilkins	Distributor			
SA	Lippincott, Williams and Wilkins	Representative			

## Principles and Practice of Paediatric Nerosurgery Leland Albright (Author)

**Series:** **Edition:** 2nd

**Imprint:** Thieme Medical Publishers Inc **Publisher:** Thieme Medical Publishers Inc

**Pub Date:** 15 Jan 2008 **Publishing Status:** Active



**Published in:** United States

Hardback 1296pp h284mm x w226mm x s56mm 3787g illustrations

**ISBN13:** 9781588903952 **ISBN13:** 978-1-58890-395-2 **ISBN10:** 1588903958

**Wholesaler:** BTB ING

**BIC Subject & Qualifiers:** Neurosurgery (MNN)  
Paediatric medicine (MJW)

**E4Libraries Subject:** Health and Fitness (HEA)

**Dewey:** 617.480083(DC21)

**BISAC Subject:** MEDICAL / Surgery / Neurosurgery (MED085010)  
MEDICAL / Pediatrics (MED069000)

**LC Subject Heading:** Nervous system - Surgery  
Child  
Children - Surgery  
Neurosurgical Procedures  
Pediatric neurology

**Readership Level:** General (US: Trade)

Area	Organisation	Role
UK	Momenta Publishing Ltd	BookNet Default
UK	Computer Bookshops Ltd	Distributor
AU	Elsevier Australia	Distributor
NZ	Elsevier Australia	Distributor
IRL	Computer Bookshops Ltd	Distributor

---

**Surgery of the Pediatric Spine** **D H Kim (Author)** **Daniel H Kim (Author)**  
**Daniel Kim (Edited by)** **Randal Betz (Edited by)** **Stephen Huhn (Edited by)**  
**Peter Newton (Edited by)**

**Series:** **Edition:**

**Imprint:** Thieme Medical Publishers **Publisher:** Thieme Medical Publishers

**Pub Date:** 07 Jan 2008 **Publishing Status:** Active

No image available

**Published in:** United States

Hardback 896pp h284mm x w231mm x s48mm 3379g illustrations

**ISBN13:** 9781588903426 **ISBN13:** 978-1-5889-0342-6 **ISBN10:** 1588903427

**Wholesaler:** BTB ING

**For sale in:** United States

**BIC Subject & Qualifiers:** Neurosurgery (MNN)  
Paediatric medicine (MJW)

**E4Libraries Subject:** Health and Fitness (HEA)

**Dewey:** 617.471(DC21)

**BISAC Subject:** MEDICAL / Surgery / Neurosurgery (MED085010)  
MEDICAL / Pediatrics (MED069000)

**LC Subject Heading:** Child  
Pediatric orthopedics  
Spinal Diseases - surgery  
Spine - Surgery  
Spine - surgery

**Readership Level:** General (US: Trade)

